



Table of Contents

CONTENTS

| | |
|---|-------|
| Finishes & How to Order | 2 |
| Yale® KeyMark® and KeyWizard® | 3 |
| Cylinder and Key Stamping | 4 |
| Special Features | |
| Construction Master Keying..... | 5 |
| Interchangeable Core..... | 5 |
| Bump Resistant | 6 |
| Hotel Function | 6 |
| Security/High Security..... | 7 |
| Cylinder Types | |
| Mortise | 8-10 |
| Rim..... | 11-13 |
| Component..... | 14-17 |
| Interchangeable Core..... | 18 |
| Key Blanks | 19-20 |
| Keyways..... | 21 |
| Cams | 22 |
| Collars..... | 23 |
| Service Equipment, Parts, Dust Shields..... | 24-27 |
| Pinning Specifications..... | 28-29 |
| Policies and Procedures..... | 30 |
| Designing Master Key Systems | 31 |
| How to Establish Key Systems..... | 32-34 |

FINISHES

| ANSI/ BHMA Code | Finish Description |
|-----------------|--|
| 605 | Bright Brass, Clear Coated |
| 606 | Satin Brass, Clear Coated |
| 609 | Satin Brass, Blackened, Satin Relieved, Clear Coated |
| 611 | Bright Bronze, Clear Coated |
| 612 | Satin Bronze, Clear Coated |
| 613E | Dark Oxidized Satin Bronze - equivalent |
| 616 | Satin Bronze, Blackened, and Satin Relieved, Clear Coated |
| 618 | Bright Nickel Plated, Clear Coated |
| 619 | Satin Nickel Plated, Clear Coated |
| 620 | Satin Nickel Plated, Blackened, Satin Relieved, Clear Coated |
| 625 | Bright Chrome Plated |
| 626 | Satin Chrome Plated |
| 629 | Bright Stainless Steel |
| 630 | Satin Stainless Steel |
| 693 | Black Painted |

Notes:

- Rim cylinders not available in 629 or 630 finishes.
- Component plugs only provided in 606 and 626

CYLINDERS/KEYS

Today's facilities require flexible options when it comes to security. Thanks to recent technological changes in the security industry, modern commercial buildings have a variety of choices of how access to each opening is controlled. Mechanical key cylinders continue to provide strong traditional security, but many facilities favor a combination of mechanical and electronic security products for convenient access with an audit trail.

Yale offers a range of cylinder options, including conventional, interchangeable core, security, high security and Yale KeyMark®. Providing an array of cylinders, keys and keying systems that meet the needs of any facility, Yale Works for YouSM.

HOW TO ORDER CYLINDERS

When ordering cylinders separately, the following details should be specified. Cylinders ordered with Yale products will be provided to accommodate those products. Detailed information can also be found in the individual product catalogs.

| Model # | Length | Cam | Collar | No. of Pins | Keyway | Finish |
|---------|--------|------|----------|-------------|--------|--------|
| 2153 | 1-1/8" | 2160 | 1765.250 | 6 | GA | 626 |

HOW TO ORDER KEYWIZARD®

All KeyWizard programs are licensed specifically to each facility end user. Special online ordering procedures apply. The following information is required for each system:

- End user facility name
- End user contact person
- Mailing address
- Phone number





Mortise Cylinders

LARGE FORMAT INTERCHANGEABLE CORE (LFIC) FOR CURRENT PRODUCTS

Includes standard, hotel, security and high security large format interchangeable core for mortise and auxiliary applications. When ordering interchangeable core cylinders or cores only, control keys are not furnished. If control keys are required, they must be specified.



| Model Numbers | | | Description | Lengths | | Cam |
|-------------------|-----------|--------------|--|---------------------------------|-----------------------|------|
| Complete Cylinder | Core Only | Housing Only | | 6-Pin | 7-Pin | |
| 2196 | 1210 | 2221 | Standard cylinder | 1-1/2" (38) 1-3/4" (44) 2" (51) | -- | 2160 |
| 2196S | 1210 | 2214S | Standard cylinder for inside operation of 8817-2 and 8834-2 functions only | 1-1/2" (38) | -- | 2130 |
| 2196H* | 1210H | 2213 | Standard cylinder for Hotel/Motel functions 8820, 8827, and 8832 | 1-11/16" (43) | -- | 2160 |
| 2197 | 1220 | 2213 | Standard cylinder | -- | 1-11/16" (43) 2" (51) | 2160 |
| 2197S | 1220 | 2217S | Standard cylinder for inside operation of 8817-2 and 8834-2 functions only | -- | 1-11/16" (43) | 2130 |
| 5196 | 5210 | 2221 | Security cylinder | 1-1/2" (38) 1-3/4" (44) 2" (51) | -- | 2160 |
| 5196S | 5210 | 2214S | Security cylinder for inside operation of 8817-2 and 8834-2 functions only | 1-1/2" (38) | -- | 2130 |
| 5196H* | 5210H | 2213 | Security cylinder for Hotel/Motel functions 8820, 8827, and 8832 | 1-11/16" (43) | -- | 2160 |
| 5197 | 5220 | 2213 | Security cylinder | -- | 1-11/16" (43) 2" (51) | 2160 |
| 5197S | 5220 | 2217S | Security cylinder for inside operation of 8817-2 and 8834-2 functions only | -- | 1-11/16" (43) | 2130 |

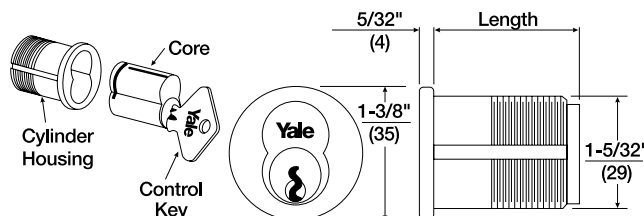
*Cores are 6-pin for master keying expansion purposes. Locksets and housings will be 7-pin in length to accommodate top level master keys. See page 6 for more information.

LARGE FORMAT INTERCHANGEABLE CORE (LFIC) FOR OBSOLETE PRODUCTS

The following LFIC cylinders are available for obsolete or discontinued Yale® mortise products.

| Model Numbers | | | Description | Lengths | | Cam |
|-------------------|-----------|--------------|--|---------------|---------------|-------|
| Complete Cylinder | Core Only | Housing Only | | 6-Pin | 7-Pin | |
| 1194 | 1210 | 1214 | Standard cylinder for obsolete cast iron mortise locks | 1-1/2" (38) | -- | 1160E |
| 1194 | 1220 | 1214H | Standard cylinder for obsolete cast iron mortise locks | -- | 1-11/16" (43) | 1160E |
| 1194H* | 1210H | 1214H | Standard cylinder for obsolete Hotel/Motel cast iron locks | 1-11/16" (43) | -- | 1160E |
| 1196 | 1210 | 1221 | Standard cylinder for discontinued 310 series deadlocks | 1-1/2" (38) | -- | 1160R |
| 1196 | 1220 | 1213 | Standard cylinder for discontinued 310 series deadlocks | -- | 1-11/16" (43) | 1160R |
| 1196H* | 1210H | 1213 | Standard cylinder for obsolete hotel 310 series deadlocks | 1-11/16" (43) | -- | 1160R |
| 5194 | 5210 | 1214 | Security cylinder for obsolete cast iron mortise locks | 1-1/2" (38) | -- | 1160E |
| 5194 | 5220 | 1214H | Security cylinder for obsolete cast iron mortise locks | -- | 1-11/16" (43) | 1160E |

*Cores are 6-pin for master keying expansion purposes. Locksets and housings will be 7-pin in length to accommodate top level master keys. See page 6 for more information.



Dimensions are shown in inches (millimeters)



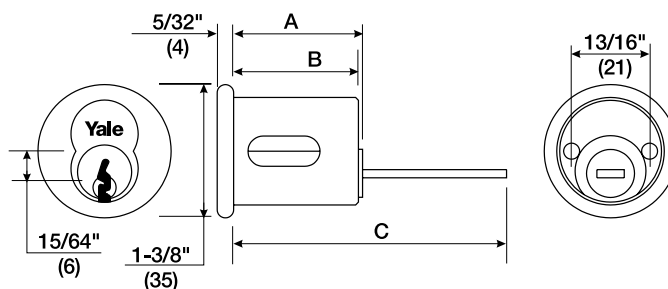
Rim Cylinders

LARGE FORMAT INTERCHANGEABLE CORE (LFIC) FOR CURRENT PRODUCTS

Includes standard, hotel, security and high security large format interchangeable core for rim lock and exit device trim applications. When ordering interchangeable core cylinders or cores only, control keys are not furnished. If control keys are required, they must be specified.



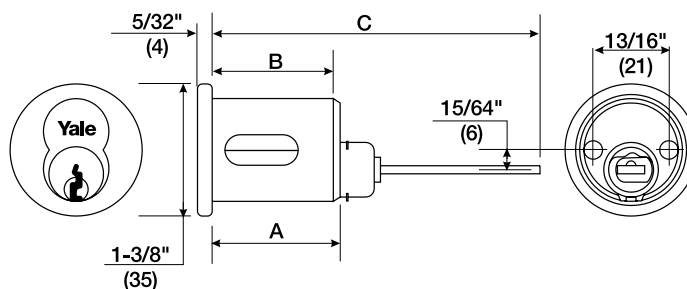
| Model Numbers | | | Description | No. of Active Pins | Dim A | Dim B | Dim C Tailpiece Model Numbers | |
|-------------------|-----------|--------------|-------------------|--------------------|--------------|--------------|-------------------------------|---------------|
| Complete Cylinder | Core Only | Housing Only | | | | | #1145 | #1147 |
| 1193 | 1210 | 1212 | Standard cylinder | 6 | 1-7/16" (37) | 1-3/8" (27) | 2-15/16" (75) | 3-3/4" (95) |
| 1193 | 1220 | 1212B | Standard cylinder | 7 | 1-5/8" (27) | 1-9/16" (40) | 3-1/8" (79) | 4-5/16" (110) |
| 5193 | 5210 | 1212 | Security cylinder | 6 | 1-7/16" (37) | 1-3/8" (27) | 2-15/16" (75) | 3-3/4" (95) |
| 5193 | 5220 | 1212B | Security cylinder | 7 | 1-5/8" (27) | 1-9/16" (40) | 3-1/8" (79) | 4-5/16" (110) |



LARGE FORMAT INTERCHANGEABLE CORE (LFIC) WITH LAZY CAM OPERATION

| Model Numbers | | | Description | No. of Active Pins | Dim A | Dim B | Dim C |
|-------------------|-----------|------------------|---|--------------------|-------------|-------------|-------------|
| Complete Cylinder | Core Only | Housing Assembly | | | | | |
| 1193L | 1210 | * | Standard cylinder with lazy cam operation | 6 | 1-3/4" (44) | 1-3/8" (35) | 3-1/2" (89) |

*Uses 1212 housing with lazy cam. Specify by part number 10-1193-0044 x Finish



Dimensions are shown in inches (millimeters)



Interchangeable Core

LARGE FORMAT

Large format cores are interchangeable with Yale® mortise locks, cylindrical locks and exit device trims and can be keyed in conjunction with standard cylinders. When ordering cores only, control keys are not furnished. If control keys are required, they must be specified.



| Model # | Description | Number of Active Pins |
|---------|---|-----------------------|
| 1210 | Standard large format core | 6 |
| 1220 | Standard large format core | 7 |
| 1210H* | Standard large format core for Hotel/Motel functions 8820, 8827, and 8832 | 6 |
| 5210 | Security large format core | 6 |
| 5220 | Security large format core | 7 |
| 5210H* | Security large format core for Hotel/Motel functions 8820, 8827, and 8832 | 6 |

*Cores are 6-pin for master keying expansion purposes, but locksets and housing must be 7-pin in length to accommodate top level master keys. See page 6 for more information.

SMALL FORMAT

Yale offers SFIC cores in Yale® KeyMark® (see separate catalog for more information) or Best® keyways A, B, C, D, E, F, G, H, J, K, L and M.



Best® keyway cores can be provided random keyed, master keyed or uncombined. Yale will provide master keying to a new key system only. Systems can be provided using the A2 or A4 pinning specification and can not be tied into any conventional or Yale KeyMark key systems.

All cylindrical lock small format preparations accept either 6- or 7-pin cores. For mortise and rim housings, see chart below. When ordering cores only, control keys are not furnished. If control keys are required, they must be specified.

| Model Numbers | | | Description | Lengths | | Cam/Tailpiece |
|-------------------|-----------|--------------|--|----------------------------|----------------------------|---------------|
| Complete Cylinder | Core Only | Housing Only | | 6-Pin | 7-Pin | |
| A620 | A600 | K660 | Best® keyway mortise cylinder | 1-1/4" (32) 1-3/8" (35) | 1-3/8" (35) 1-3/4" (44) | KC1* |
| A630 | A600 | K670 | Best® keyway tapered mortise cylinder | 1-1/4" (32) 1-3/8" (35) | 1-3/8" (35) | KC1 |
| A640 | A600 | K680 | Best® keyway rim cylinder | 1-1/4" (32) 1-3/8" (35) | 1-3/8" (35) | KT1 |
| — | K925 | — | Disposable thumbturn only, used with 6- or 7-pin | — | — | — |
| — | K926 | — | Temporary construction core only, used with 6-or 7-pin | — | — | — |

*Refer to the Yale® KeyMark® catalog page 14 for optional cams and page 18 for more information on SFIC construction core program. For 1-3/4" housing, the cam is riveted; therefore only KC1 is available. For 6-pin, 1-1/4" will be supplied unless otherwise specified.