

BATTERY OPERATED WIRELESS READY QUAD BEAM

TXF-125E

UP TO 330ft (100m) OUTDOOR
PHOTOELECTRIC BEAM SENSOR

FEATURES

- 4 Selectable operation ranges:
82 / 165 / 245 / 330ft (25 / 50 / 75 / 100m)
- 4-Channel frequencies allow multiple units
to be used without crosstalk
- Compatible with universal wireless transmitters
- Up to 5 year battery life using 2 x LS 33600
(3.6V 17Ah) batteries per unit, with the option
to fit 4 for up to 10 years of operation.
- Wide beam pitch
- $\pm 90^\circ$ horizontal / $\pm 20^\circ$ vertical adjustment
- IP65 Housing



Ideal for rapid deployment in creating temporary or permanent secure perimeter intruder systems.

SAVING TIME AND MONEY

Designed for compatibility with leading wireless systems, the TXF-125E dramatically reduces the time and cost of installations by requiring no wiring or civil engineering work, ideal for rapid deployment in temporary or permanent secure perimeter intruder systems.

LONG BATTERY LIFE

Two 3.6V (17Ah) batteries can power each unit for approximately 5 years of service, and an integrated wireless transmitter battery sharing function provides a customizable low battery voltage and warning notification output.

BEAM ANGLE ADJUSTMENT

Featuring $\pm 90^\circ$ horizontal and $\pm 20^\circ$ vertical optical head adjustment, the TXF-125E can cater for even the most dynamic of terrains, ensuring high performance intrusion detection in almost any environment.

HIGHEST RELIABILITY

A wide beam pitch ensures stability and reduces the possibility of unwanted activations from wildlife and detritus, and the IP65 design ensures integrity regardless of the installation conditions, preventing ingress from water, dust and insects whilst allowing moisture within to evaporate, prohibiting condensation.

INCREASED FLEXIBILITY

With 4 selectable frequencies, multiple beam sets can be used in both linear and stacked configurations without risk of crosstalk, whilst adjustable detection distance allows a single beam set to be re-deployed in a variety of different installations throughout its operational life.

OTHER FUNCTIONS

Enhanced features include a drip-proof housing designed to channel precipitation away from the optical face of the beam, anti-bird spikes to prevent our feathered friends from alighting on the units, and lightning surge protection.




TXF-125E

Saving time and money



Cost saving

Install anywhere without the worry of expensive wiring or ground preparation, also reducing labour cost.

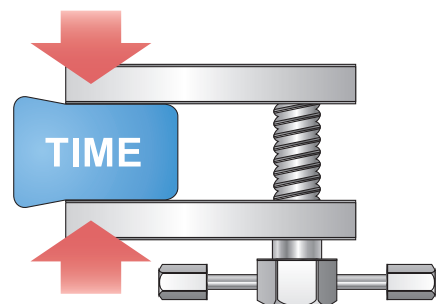


- No wiring expense
- No burying cables
- Reduced labour costs



Time saving

Use with any-make wireless systems for quick and easy installation with minimal civil engineering work.



- Wire-free setup
- Minimal civil engineering work
- Quick and easy to install

High performance



Long battery life

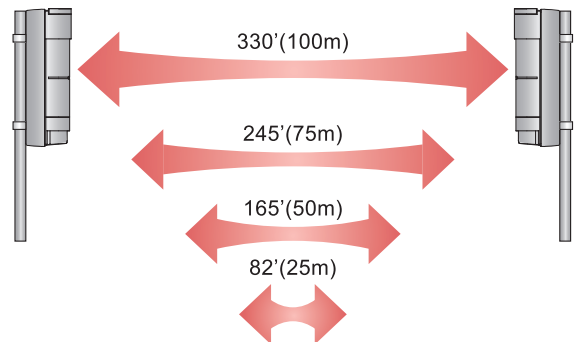
Approximately 5 years of service is expected from just 2 batteries* per unit, with the option to fit 4 batteries* per unit for up to 10 years of operation.

*LS 33600 (3.6V 17Ah) manufactured by SAFT, battery life will shorten if battery sharing function is enabled.



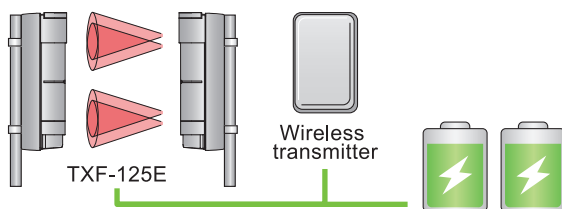
4in1 Detection distance

Choose from 4 field-selectable transmitter power options for maximum performance over 25, 50, 75 and 100m distances.



Battery sharing function

An integrated universal wireless transmitter Battery Sharing Function allows battery monitoring, with an adjustable output to customise the warning notification threshold.



※Wireless transmitter and batteries available separately.



Lightning protection

Insusceptible to lightning induced surges due to the battery operated nature of the product.

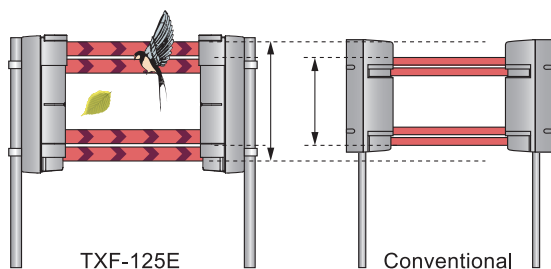


Reliable, and simple to install



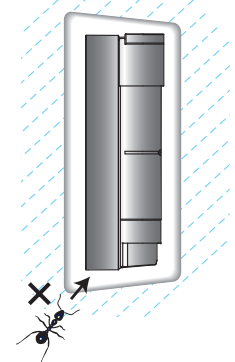
Wide beam

The wide beam pitch ensures stability and reduces the possibility of unwanted activations from wildlife and detritus.



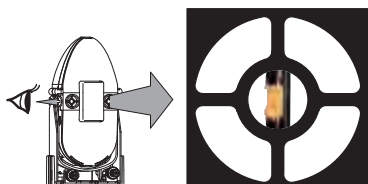
IP65 protection

The IP65 design ensures integrity regardless of the installation conditions, preventing ingress from water, dust, and insects, whilst allowing moisture within to evaporate to prevent condensation.



Easy alignment


Vivid body colours coupled with Dual-Ring gun sights enable quick alignment.



Wireless alignment checker

The optional ER-02 bi-directional alignment tool enables easy and accurate beam alignment.

※not available in Europe.



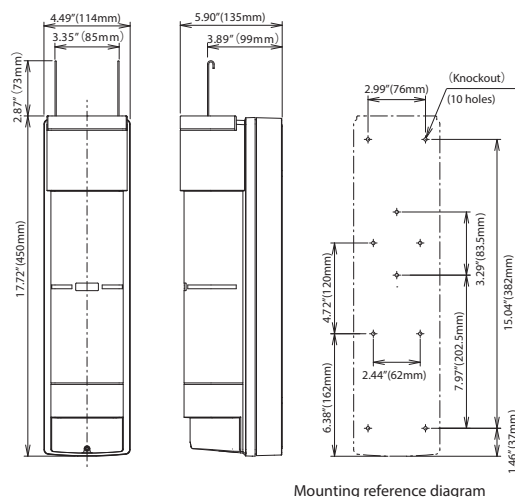
BATTERY OPERATED PHOTOELECTRIC BEAM SENSOR

Specifications


BATTERY OPERATED PHOTOELECTRIC BEAM SENSOR	
Model	TXF-125E
Detection system	Near infrared pulsed beam interruption system (TR-RE 4 beam simultaneous interruption)
Infrared beam	Single modulation pulsed beam by LED (near infrared beam light-emitting diode)
Protection distance	Outdoor 330'(100 m) or less
Protection distance setting	82'(25m), 165'(50m), 247'(75m), 330'(100m) (4 distances selectable)
Distance margin (maximum arrival distance)	10 times 3300'(1000m)
Response time	0.05sec., 0.1sec., 0.25sec., 0.5sec. (4-level changeover)
Modulated beam frequency selection	4 channels
Power supply voltage	3.6VDC (recommended battery:SAFT lithium thionyl chloride battery LS33600)
Current consumption	750μA Transmitter : Approx. 430μA (during protection) Receiver : Approx. 320μA (during protection) (normal temperature, 3.6VDC)
Battery life	Transmitter : Approx. 5 years (at normal temperature, with 2 recommended batteries, excluding a wireless transmitter) Receiver : Approx. 5 years (detects 100 times a day, at normal temperature, with 2 recommended batteries, excluding a wireless transmitter)
ALARM OUTPUT (Receiver only)	Dry contact relay output form C 30VDC 0.1A (resistive load)
ENVIRONMENT OUTPUT (Receiver only)	Dry contact relay output form C 30VDC 0.1A (resistive load)
LOW BATTERY OUTPUT (Transmitter and Receiver)	Dry contact relay (N.C) 30VDC 0.1A (resistive load)
TAMPER OUTPUT (Transmitter and Receiver) ※cover, back	Dry contact relay (N.C) 30VDC 0.05A (resistive load) ※when the cover or the sensor is removed.
POWER OUTPUT (Transmitter and Receiver)	3.0VDC 50mA MAX
Beam adjustment	Horizontal: ±90°, Vertical: ±20°
Alarm LED	Red LED (Receiver) ON : when an alarm is initiated
Attenuation LED	Red LED (Receiver) ON : when beam is attenuated
Ambient temperature	-13°F to +140°F (-25°C to +60°C) (No freezing or condensation) (The battery function may decrease at 0°C or less, or +40°C or more)
Functions	<div> Sound check Monitor jack Upper/lower beam switch Low battery indication </div> <div> Wireless alignment checker connection Battery saving Repeat output Battery sharing </div>
IP rating	IP 65
Mounting position	Outdoor, Indoor
Weight	Transmitter : 52.5oz (1500g) (excluding batteries) Receiver : 54.3oz (1550g) (excluding batteries)
Appearance	Cover : PC resin Wine red Base : ASA resin Black

External dimensions

unit: inch (mm)



Options



Limited Warranty:

TAKEX products are warranted to be free from defects in material and workmanship for 12 months from original date of shipment. Our warranty does not cover damage or failure caused by Acts of God (including inductive surge by lightning), abuse, misuse, abnormal usage, faulty installation, improper maintenance or any repairs other than those provided by TAKEX. All implied warranties with respect to TAKEX, including implied warranties for merchantability and implied warranties for fitness, are limited in duration to 12 months from original date of shipment. During the Warranty Period, TAKEX will repair or replace, at its sole option, free of charge, any defective parts returned prepaid. Please provide the model number of the products, original date of shipment and nature of difficulty being experienced. There will be charges rendered for product repairs made after our Warranty period has expired.



TAKENAKA ENGINEERING CO., LTD.

In Japan

Takenaka Engineering Co., Ltd.
83-1, Gojo-sotokan, Higashino,
Yamashina-ku, Kyoto 607-8156, Japan
Tel : 81-75-501-6651
Fax : 81-75-593-3816
http : // www. takex-eng. co. jp

In the U.S.

Takex America Inc.
151 San Zeno Way
Sunnyvale, CA 94086 U.S.A.
Tel : 408-747-0100
Fax : 408-734-1100
http : // www. takex. com

In Australia

Takex America Inc.
4/15 Howleys Road Notting Hill,
3168 Victoria, Australia
Tel : 03-9546-0533
Fax : 03-9547-9450

In the U.K.

Takex Europe Ltd.
Takex House, Aviary Court, Wade Road,
Basingstoke, Hampshire. RG24 8PE, U.K.
Tel : (+44) 01256-475555
Fax : (+44) 01256-466268
http : // www. takexeurope. com