



EZ-PATH® SERIES 44+ FIRE RATED PATHWAY

APPLICATIONS

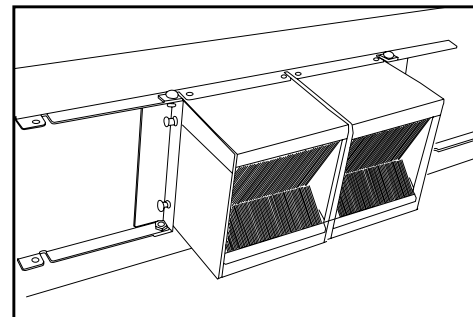
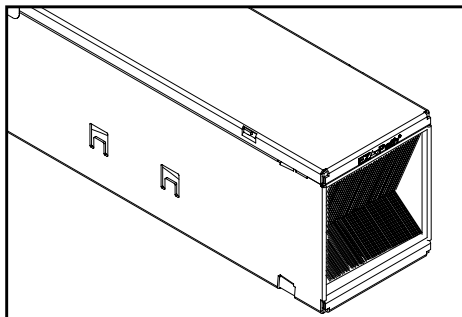
EZ-PATH® Series 44+ Fire Rated Pathway is designed for easy installation in floors and walls. Tested and approved cable capacities range from 0 to 100% visual fill. EZ-PATH® Series 44+ Fire Rated Pathway when installed with available single wall plates is designed for new cable installations. In these installations, the device does not require mechanical attachment to either the wall or the wall framing and must be installed after the wallboard has been installed. Split floor plates and multi-gang wall and floor brackets permit installation around previously installed cables if so desired. These installations require mechanical attachment to the barrier. A list of available accessories along with their intended use is shown on page 2 under available components.

EZ-PATH® Series 44+ Fire Rated Pathway Fire Rated Pathway provides exceptional cable capacity. A single unit installed in a wall exceeds the cable carrying capacity of a 6" (152 mm) sleeve utilizing typical putty firestop systems (35% cable loading). Multiple ganged pathways utilizing available wall bracket kits provide additional capacity or segregation of cables by use, type, installer or vendor as desired.

PRODUCT DESCRIPTION

The EZ-PATH® Series 44+ Fire Rated Pathway is a pathway device designed to allow cables to penetrate fire-rated walls and floors without the need for firestopping. This device features a built-in fire and smoke sealing system that automatically adjusts to the amount of cables installed. Once installed in a fire barrier, cables can be easily added or removed at any time without the need to remove or reinstall firestopping materials.

The EZ-PATH® Series 44+ Fire Rated Pathway consists of an enclosed heavy gauge galvanized steel pathway lined with intumescent material engineered for rapid expansion when exposed to fire or high temperatures, quickly sealing the pathway and preventing the passage of flames and smoke. EZ-PATH® Series 44+ Fire Rated Pathway is painted safety orange for easy identification. Its compact square profile allows a maximum number of cables to be installed in a relatively small area. The pathway measures approximately 4" x 4 5/8" and is 14" long (102 x 118 x 356 mm) and can be increased by 6" (152mm) for every Series 44+ Extension module (EZD44ES) installed..



PERFORMANCE

EZ-Path® Series 44+ Fire Rated Pathway is UL Tested and Classified in accordance with ASTM E814 (UL1479) & CAN/ULC-S115. Systems are available for common floor and wall constructions with ratings up to and including 4 hours.

SPECIFICATIONS

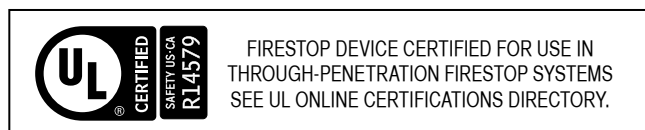
All data, video, and communications cable bundles shall utilize an enclosed fire rated pathway device wherever said cables penetrate rated walls and floors. The fire-rated pathway shall contain a built-in fire sealing system sufficient to maintain the hourly fire rating of the barrier being penetrated. The self-contained sealing system shall automatically adjust to the installed cable loading and shall permit cables to be installed, removed, or retrofitted without the need to remove or reinstall firestop materials. The pathway shall be UL Classified and/or FM Systems Approved and tested to the requirements of ASTM E814 (UL1479) & CAN/ULC-S115.

FEATURES & BENEFITS

- Easy to install.
- No firestopping required.
- Firestopped at all stages of use.
- UL Tested - Low Leakage!
- Acoustically Tested
- UL Classified for the complete range of its capacity.
- Interlocking design for easy gang installations.
- Permits cable segregation by use, type, vendor.
- More than TWICE the capacity of Standard EZ-Path 33.

SPECIFIED DIVISIONS

DIV. 7	07 84 00	Penetration Firestopping
DIV. 26	26 00 00	Electrical
DIV. 27	27 00 00	Communications



INSTALLATION INSTRUCTIONS

EZ-Path® Series 44+ Fire Rated Pathway is designed for use in all common constructions. Single pathways and mounting hardware may be purchased separately or in complete kits. For multi-gang installations, pathways and appropriate mounting hardware must be purchased separately. Single pathways may be installed in either square or round openings. Ganged pathways are designed to be installed in either square or rectangular openings appropriately sized for the number of units desired (See Installation Instructions). In gypsum board walls where pathways are ganged, wall plates must be secured to the wall's internal studs.



CABLE INSTALLATION

Cables may easily be added or removed at any time without removing or reinstalling the fire seal. Cables may be added individually or in bundles. Wrapping ends with a low-friction tape facilitates cable insertion. Avoid any sharp or exposed conductors that can potentially damage interior pads. A self-adjusting cable throat automatically adjusts to accommodate the cable bundle as it passes through the pathway. Installation of a pulling line will facilitate future cabling additions.

MAINTENANCE

No maintenance of the pathway is normally required.

TECHNICAL SERVICE

Technical information including Product Data Sheets, Installation Instructions, applicable UL Classified Systems, Certificates of Conformance, and suggested specifications are available at the company's web site (www.stifirestop.com). For all other information, contact the manufacturer directly by dialing (800) 992-1180.

PRECAUTIONARY INFORMATION

The use of this device is subject to local, regional and national codes. Consult the local Building Code Official or Authority Having Jurisdiction regarding any regional or local requirements that might influence the selection or use of this product.

AVAILABILITY

See Ordering Information below. EZ-PATH® Fire-Rated Pathway Products are available from designated authorized STI distributors. Consult the factory or visit the web site (www.stifirestop.com) for the names and locations of the nearest sales representatives or distributors.

ORDERING INFORMATION

Catalog Number	Description
EZDP44S2	EZ-Path Series 44+ Fire-Rated Pathway Kit Full Kit with device, wall plates & labels
EZDP144FKS2	EZ-Path Series 44+ Fire-Rated Pathway Floor Kit Full Kit with device, floor plate & labels
EZP144W	One Pair (2) 44 single wall plate pack
EZP544W	EZ-Path Series 44+ 5 gang wall plate brackets
EZP144F	EZ-Path Series 44+ Split floor plate pack
EZD44S2	EZ-Path Series 44+ Device
EZD44ES	EZ-Path Series 44+ Extension Module
EZDG444S2	Single Bank Floor Grid - Four (4) Devices with floor frame
EZDG844S2	Multi-slot Frame Kit for 8 Pathways - (Includes eight (8) Series 44 devices with EZG844)
EZDG1644S2	Multi-slot Frame Kit for 16 Pathways - (Includes sixteen (16) Series 44 devices with EZG1644)
EZG444	Multi-Slot Frame for Four (4) Pathways
EZG444CP	Splice Plate for Floor Grid
EZG844	Multi-Slot Frame for Eight (8) Pathways
EZG1644	Multi-Slot Frame for Sixteen (16) Pathways
EZP144RS	(Retrofit Wall Plate Pack)
EZDP144RS2	(EZ-Path Series 44+ Fire-Rated Pathway Retrofit Kit Full Kit with device, wall plates & labels)

PHYSICAL PROPERTIES

Dimensions:	4" w x 4 5/8"H x 14" L (102 x 118 x 356 mm)
Shell Composition:	0.059" (1.5 mm) thick galv. steel
Cable Loading Area:	3 3/8" x 3 3/4" (86 x 95 mm)
Allowable Cable Fill:	0 to 100% visual fill
Fire Ratings:	1, 2, 3 or 4 hours
Expansion Begins:	350°F (177°C)
Volume Expansion:	800%
Sample Cable Volume:	210 (Cat6 0.236" OD)
In-Service Temperature:	Not to exceed 120°F (49°C)
Shelf Life:	No Limit

IMPORTANT NOTICE: All statements, technical information, and recommendations contained herein are based upon testing believed to be reliable, but the accuracy and completeness thereof is not guaranteed.

LIMITED WARRANTY: STI warrants that its products will be free of defects for one year from the date of purchase. In the event a product does not conform to this warranty, the sole and exclusive remedy is, at STI's option, replacement of the product or refund of the purchase price. The warranty provided herein shall be void and of no effect in the event that the product is not installed in accordance with STI's published instructions, listed systems and applicable building and safety codes. THIS WARRANTY IS IN LIEU OF ALL OTHER REPRESENTATIONS AND EXPRESSED OR IMPLIED WARRANTIES (including the implied warranties of merchantability or fitness for a particular use) AND UNDER NO CIRCUMSTANCES SHALL STI BE LIABLE FOR ANY DIRECT, INDIRECT, SPECIAL, INCIDENTAL OR CONSEQUENTIAL DAMAGES OR LOSSES, INCLUDING, WITHOUT LIMITATION, ANY LOSS OF REVENUE, PROFIT OR USE. Prior to use, the user shall determine the suitability of the product for its intended use, and the user assumes all risks and liability for subsequent use. No person other than an officer of STI is authorized to bind STI to any other warranty for any product for which this warranty is issued.

MADE IN THE USA – COPYRIGHT © 2016 SPECIFIED TECHNOLOGIES INC.



Specified Technologies Inc. • Somerville NJ 08876 USA • Phone: 800.992.1180 • www.stifirestop.com

