

**141388** (cylinder length - 13/16")  
**14418** (cylinder length - 7/8")  
**141389** (cylinder length - 1-1/4")

**141388** (1" thick door)\*  
**14418** (1-1/8" thick door)  
**141389** (1-1/2" thick door)

## Cylinder Lock

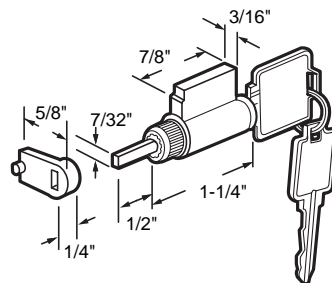
**Contents:** 1 lock with 2 keys.

**Description:** Wafer type; **diecast** housing; used to keylock most flush mount handle sets.

\*This lock is also available **keyed alike**, in bulk, with a maximum 25 units per KA number available.

You may wish to stock these related parts: **141638, 141640, 14436, 141975, 14416.**

**15968**

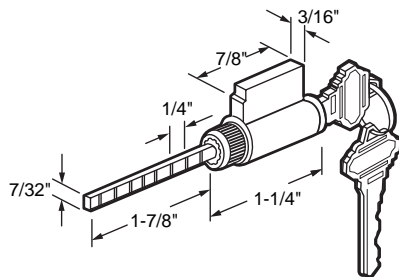


**15968** (with adapter)

## Cylinder Lock

**Contents:** 1 lock with 2 keys; 1 lock activator.

**Description:** 5 pin tumbler lock; **solid brass** housing; keyway is compatible with **Weiser, Kwikset** and **Weslock**; special diecast cam adapter; used by various manufacturers.



**1505-SG-KD**  
**1505-SG-KA**

**1505-SG-KD**

**1505-SG-KA** (Keyed alike)

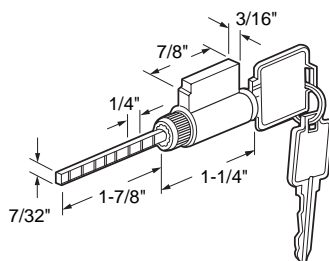
## Cylinder Lock

**Contents:** 1 lock with 2 keys.

**Description:** 5 pin tumbler lock; hardened break-away tailpiece; **Schlage** keyway; used to keylock most surface mount handle sets.

You may also wish to stock these related parts: **1505, 15190, 15481.**

**1505**  
**1505-KA**



**1505**

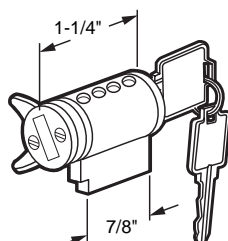
**1505-KA** (Keyed alike)

## Cylinder Lock

**Contents:** 1 lock with 2 keys.

**Description:** 5 pin tumbler lock with 2 keys; hardened break-away tailpiece; keyway is compatible to **Weiser, Kwikset** & **Weslock**; used to keylock most surface mount handle sets.

You may also wish to stock these related parts: **14572-B, 15502, 15501, 15565-A.**



**15189**

**15189**

## Cylinder Lock

**Contents:** 1 lock with 2 keys.

**Description:** 5-pin tumbler style lock with **diecast** latch activator; used to keylock **141235** handle; keyway is compatible to **Weiser, Kwikset** & **Weslock**.

You may wish to stock these related parts: **1505, 15190, 1505-SG-KD.**

Call for  
Availability