

Model 2890 PDL Pedestrian Door Lock

**BUILT TO THE REQUIREMENTS OF
FEDERAL SPECIFICATION FF-L-2890**



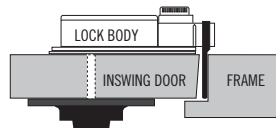
- Surface mounted, automatic door deadbolt with pinch-proof strike for protection of SCIFs (Sensitive Compartmented Information Facilities) and other areas where sensitive information and activities need to be protected.
- Incorporates an FF-L-2740B approved S&G model 2740B combination lock for maximum security and ease of operation.
- Accommodates both left-hand and right-hand doors, and is available with four different strikes for in-swing and out-swing doors.
- Inside turn knob allows quick, easy exit from inside the protected area.
- Integral blocking knob (or included key cylinder) can be used to prevent locking of the 2890 PDL when the secure area is occupied.

Part Number	Description
2890-110	2890 PDL lock, dial, ring (no dial ring mounting plate, no strike*)
2890-210	2890 PDL lock, dial, ring, 'N' dial ring mounting plate (no strike*)
2890-211	2890 PDL lock, dial, ring, 'N' dial ring mounting plate, #1 strike
2890-212	2890 PDL lock, dial, ring, 'N' dial ring mounting plate, #2 strike
2890-213	2890 PDL lock, dial, ring, 'N' dial ring mounting plate, #3 strike
2890-214	2890 PDL lock, dial, ring, 'N' dial ring mounting plate, #9 strike
2890-310	2890 PDL lock, dial, ring, 'D' dial ring mounting plate (no strike*)
2890-311	2890 PDL lock, dial, ring, 'D' dial ring mounting plate, #1 strike
2890-312	2890 PDL lock, dial, ring, 'D' dial ring mounting plate, #2 strike
2890-313	2890 PDL lock, dial, ring, 'D' dial ring mounting plate, #3 strike
2890-314	2890 PDL lock, dial, ring, 'D' dial ring mounting plate, #9 strike
2890-410	2890 PDL deadbolt lock (no 2740 lock, dial, ring, dial ring mounting plate, no strike)
2740-310	2740B lock, dial, ring, with special 2890 PDL lock bolt installed (no 2890 PDL, no dial ring mounting plate, no strike)

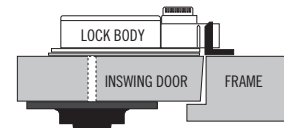
* Use the illustrations below to select the proper strike for your application and order by the product number under the appropriate illustration.



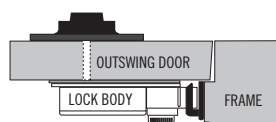
*Want to see how it's
installed? Here's your link
to the installation video.*



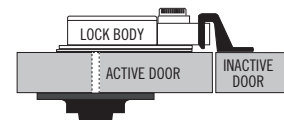
#1 STRIKE
PRODUCT NO. 8497-001



#3 STRIKE
PRODUCT NO. 8497-003



#2 STRIKE
PRODUCT NO. 8497-002



#9 STRIKE
PRODUCT NO. 8497-004