



S/L6504



S/L6505



S/L6507



S/L6508



S/L6514



S/L65U

6 Series

CENTERLINE STRIKES



Energy
375mA¹
Field-Selectable
12/24VDC, 12-24VAC



Mode
Field-Selectable
Fail-Secure & Fail-Safe



Strength
1,500lbf Static²
70ft-lb Dynamic



Monitoring
Optional Latch & Keeper
Monitor Models Available



Endurance
500,000 Cycles²



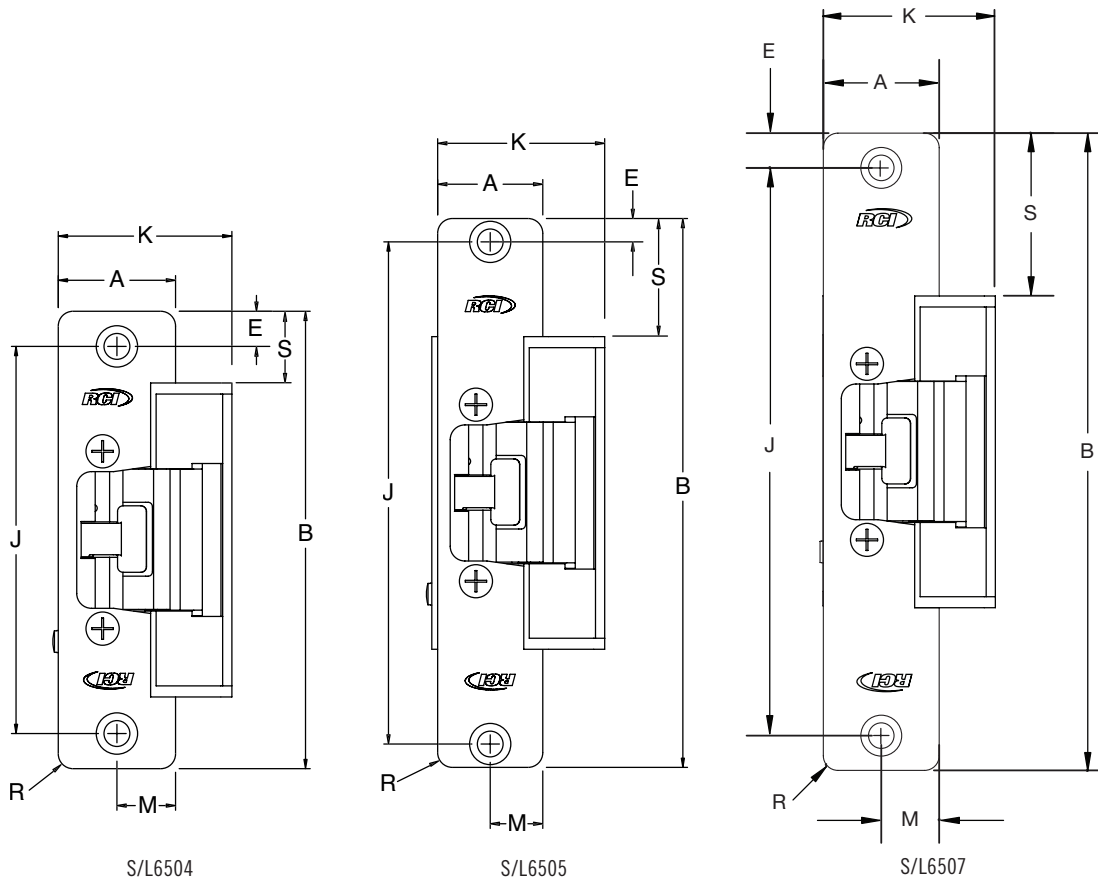
Warranty
3 Year Limited Warranty

¹At 12VDC

²04 & 14 faceplates only, Grade 2, 1,000lbf static for 05, 07 & 08

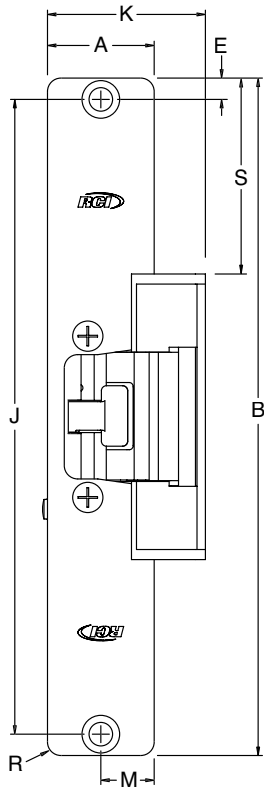
Two-profile design to accommodate various latch projections.

6 Series CENTERLINE STRIKES

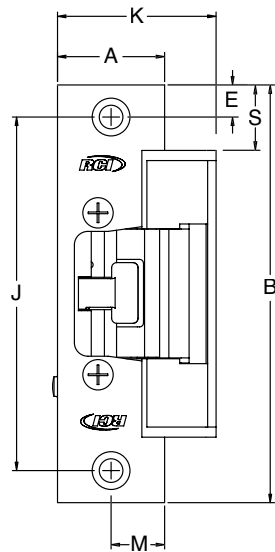


PRODUCT DIMENSIONS

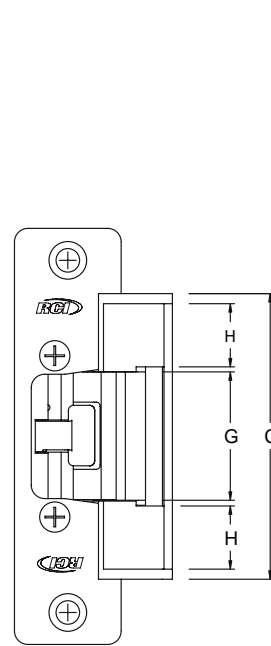
Model		A	B	E	J	K	M	R	S
S/L6504	Inches	1-1/4	4-7/8	3/8	4-1/8	1-27/32	5/8	5/32	49/64
	mm	1.25	4.88	0.38	4.13	1.84	0.63	0.16	0.77
S/L6505	Inches	1-1/8	5-7/8	1/4	5-3/8	1-25/32	35/64	5/32	1-17/64
	mm	1.13	5.88	0.25	5.38	1.78	0.55	0.16	1.27
S/L6507	Inches	1-1/4	6-7/8	3/8	6-1/8	1-51/64	5/8	5/32	1-49/64
	mm	1.25	6.88	0.38	6.13	1.80	0.63	0.16	1.77
S/L6508	Inches	1-7/16	7-15/16	1/4	7-7/16	1-15/16	23/32	5/32	2-9/32
	mm	1.44	7.94	0.25	7.44	1.94	0.72	0.16	2.28
S/L6514	Inches	1-1/4	4-7/8	3/8	4-1/8	1-27/32	5/8	—	49/64
	mm	1.25	4.88	0.38	4.13	1.84	0.63	—	0.77
	mm	31.75	123.83	9.53	104.78	46.83	15.88	—	19.45



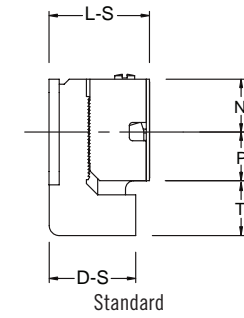
S/L6508



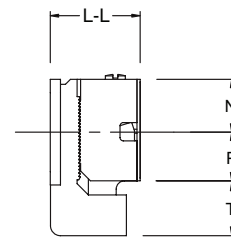
S/L6514



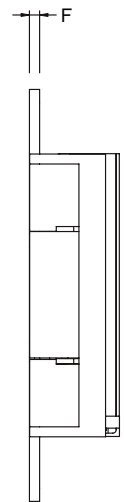
INSERT



Standard



Low Profile



FACEPLATE

PRODUCT DIMENSIONS

	C	D-S	D-L	F	G	H	L-S	L-L	N	P
Inches	3-11/32	1-5/32	1-1/16	1/8	1-1/2	47/64	1-3/16	1-1/16	5/8	37/64
mm	84.93	29.37	26.99	3.18	38.10	18.65	30.16	26.99	15.88	14.68

	T		
	DEFAULT	MIN.	MAX.
Inches	21/32	1/2	49/64
mm	16.67	12.70	19.45

6 Series CENTERLINE STRIKES



Features

- Standard profile accommodates 3/4" (19mm) and low-profile accommodates 1/2" (12.7mm) or 5/8" (16mm) latch projections
- 1/4" (6.4mm) horizontal adjustment
- Plug-in wire connectors
- Trim plate included to cover up irregular frame cut-out
- Non-handed
- Brushed Stainless Steel (32D)

Options

- **LMKM** – Latch and keeper monitor
The latch monitor is a SPDT switch with a trigger located in the strike cavity to indicate the presence of a latch bolt when the door is closed. The keeper monitor is a SPDT switch that will indicate when the keep moves from the closed (normal) position to the open position. Rating: 2A at 24VDC.

Accessories

- **S6JIG** – Standard profile frame prep jig, aluminum (for S6504 and S6514)
- **L6JIG** – Low profile frame prep jig, aluminum (for L6504 and L6514)
- **LEKS601** – 1" lip extension kit for retrofit applications, black finish (for Standard profile)
- **LEKS602** – 2" lip extension kit for retrofit applications, black finish (for Standard profile)
- **LEKS603** – 3" lip extension kit for retrofit applications, black finish (for Standard profile)
- **LEKL601** – 1" lip extension kit for retrofit applications, black finish (for Low profile)
- **LEKL602** – 2" lip extension kit for retrofit applications, black finish (for Low profile)
- **LEKL603** – 3" lip extension kit for retrofit applications, black finish (for Low profile)
- **S6504D** – Lip bracket and aluminum faceplate for double doors with astragal (for S6504)
- **L6504DD** – Lip bracket and aluminum faceplate for double doors with astragal (for L6504)
- **SMT-01** – Strike marketing template kit, aluminum
- **TP-S6-5PK** – Trim plates, 5 pack, black finish (for Standard profile)
- **TP-L6-5PK** – Trim plates, 5 pack, black finish (for Low profile)

Applications


- Commercial Centers
- Industrial Buildings
- Educational Facilities
- Retail Outlets
- Health Care Facilities
- Office Complexes

How To Order

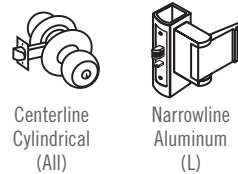
		Options		
		Latch And Keeper Monitor – LMKM		
		65		x 32D
Standard	S	04	– 1-1/4"W x 4-7/8"H (32mm x 124mm), ANSI Round Corners	
Low Profile	L	05	– 1-1/8"W x 5-7/8"H (29mm x 150mm), Round Corners	
		07	– 1-1/4"W x 6-7/8"H (32mm x 175mm), Round Corners	
		08	– 1-7/16"W x 7-15/16" (37mm x 202mm), Round Corners	
		14	– 1-1/4"W x 4-7/8"H (32mm x 124mm), ANSI Square Corners	
		U	– Universal, Includes 3 Faceplates (04, 08 & 14)	
		Faceplate		

Example: **L6507LMKM x 32D**

Frame Type



Door Lock Type



Certifications & Testing

- Factory tested to over 1-million cycles
- UL 1034 burglary resistant Listed
- UL 294 Listed for Access Control Unit Accessory (6th Edition)
- Certified to ANSI/BHMA standard A156.31, Grade 1, endurance 500,000 cycles²



Specifications

Voltage	Current	Duty
12VDC	375mA	Continuous
24VDC	190mA	Continuous
12-24VAC	280-565mA	Intermittent

Intermittent Duty = energized less than 1 min. with duty ratio 1:5, Continuous Duty = energized 1 min. or more. Ratings are based on maximum current draw at +10°C and include initial power-up current draw.

US Patents 7,144,053 and 6,874,830