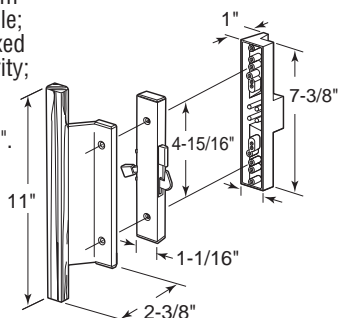


Handle Set

Contents: 1 inside pull and latch assembly; 1 outside pull; 1 keeper; installation fasteners.

Description: Extruded aluminum inside pull includes wood handle; keyable diecast outside pull; fixed anti-lift bar for additional security; reversible for left or right hand doors; overall handle height is 3-1/2"; latch hook profile is 3/8".

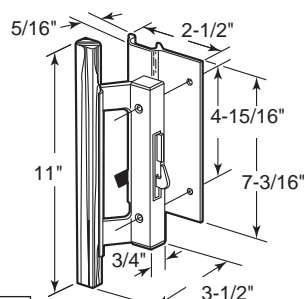


C-1105 (Black)

Handle Set

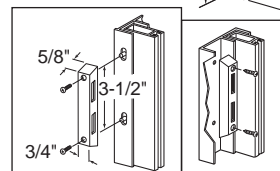
Contents: 1 inside pull and latch assembly; 1 outside pull; side and face mount keeper; installation fasteners.

Description: High profile extruded aluminum inside latch with wood pull, extruded aluminum outside pull; reversible internal hook latch for left or right handing; handle height is 3-1/2"; hook latch profile is 3/8"



C-1060 (Aluminum)

C-1061 (Black)

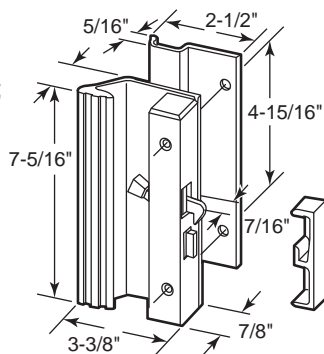


Includes Universal Keeper Set

Handle Set (Low handle height)

Contents: 1 inside pull and latch assembly; 1 outside pull; 1 face mounting keeper; installation fasteners.

Description: Low profile extruded aluminum inside latch and outside pull; this very low profile hook latch style handle has an overall height of just 1"; latch hook profile is 7/16"; ideal for doors with vertical or horizontal blinds; will inter-change with all popular hook latch handles, used by several door manufacturers.



C-1004 (Aluminum)

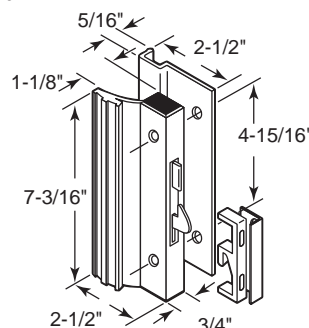
C-1007 (Black)

C-1191 (White)

Handle Set (Standard handle height)

Contents: 1 inside pull and latch assembly; 1 outside pull; 1 face mounting keeper; installation fasteners.

Description: Extruded aluminum inside latch and outside pull; reversible internal hook latch for left or right handing; overall handle height is 1-1/8"; latch hook profile is 3/8"; used by several door manufacturers.



C-1000 (Aluminum)

C-1001 (Black)

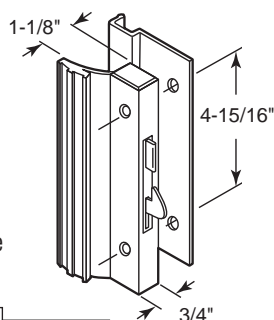
C-1185 (Bronze)

C-1203 (White)

Handle Set (Standard handle height)

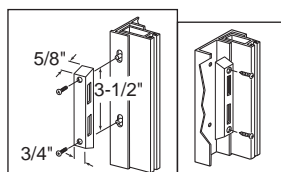
Contents: 1 deluxe inside pull and latch assembly; 1 outside pull; side and face mount keeper; installation fasteners.

Description: Extruded aluminum inside latch and outside pull; reversible internal hook latch for left or right handing; handle height is 1-1/8"; hook latch profile is 3/8"; same handle set as C-1000 except, package includes two keepers, one face mount and one side mount.



C-1070 (Aluminum)

C-1071 (Black)

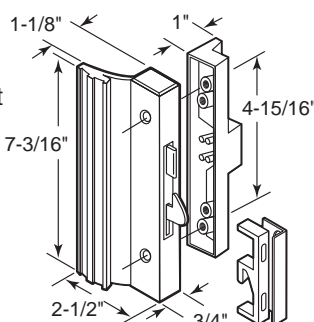


Includes Universal Keeper Set

Handle Set (Standard handle height)

Contents: 1 inside pull and latch assembly; 1 outside pull; 1 face mounting keeper; installation fasteners.

Description: Extruded aluminum inside latch and diecast outside pull; reversible internal hook latch for left or right handing; overall handle height is 1-1/8"; latch hook profile is 3/8"; use E-2000 to key lock; used by several door manufacturers.



C-1198 (Aluminum)

C-1125 (Black)

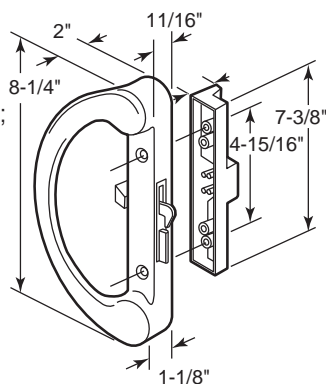
C-1118 (White)

C-1119 (Almond)

Handle Set

Contents: 1 inside pull; 1 outside pull; installation fasteners.

Description: Heavy duty diecast handle and latch assembly; diecast outside pull; reversible internal hook latch for left or right handing; fits most standard surface hook handles.



Upgrade

C-1252 (Black)

C-1253 (White)

C-1255 (Gray)

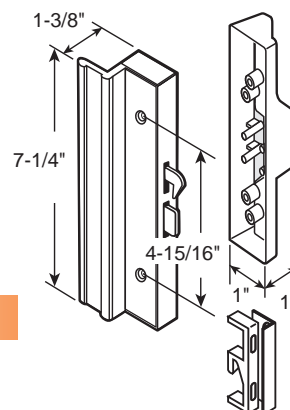
Handle Set (Standard handle height)

Contents: 1 inside pull and latch assembly; 1 outside pull; 1 face mounting keeper; installation fasteners.

Description: Black plastic inside and outside pull; steel hook assembly; 4-15/16" mounting hole centers; primarily used in Canada.



Used primarily in Canada



C-1218 (Black)