

Latch Shields

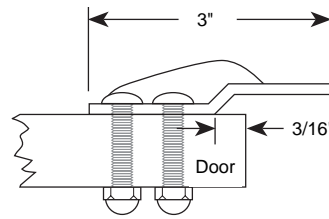
- U-9500** (Painted gray - 7")
U-9501 (Painted bronze - 7")
U-9502 (Brass plated - 7")
U-9503 (Painted gray - 11")
U-9504 (Painted bronze - 11")

Latch Shield (Steel)

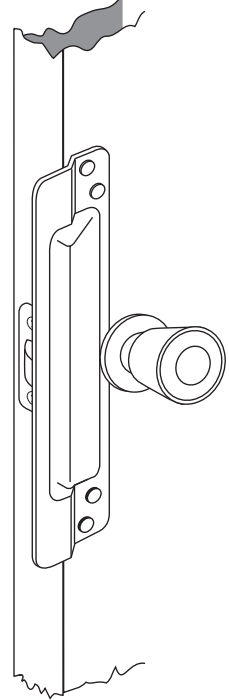
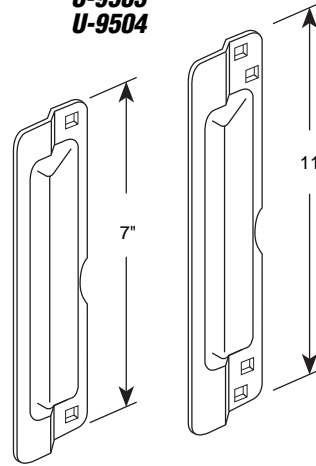
Contents: Painted or plated shield; (2) or (4) 5/16" x 2" carriage bolts; washers and cap nuts.

Description: Secures against forced entry; **used on outswing doors**; for residential, commercial and industrial use.

You may wish to stock these related parts: **E-2232, E-2235, U-9422, U-9425 and U-9426.**



**U-9500
 U-9501
 U-9502
 U-9503
 U-9504**



Standard Pack: 6/box

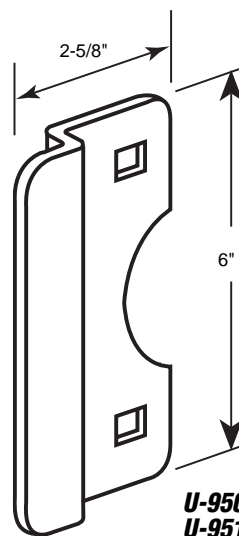
- U-9509** (Painted gray - 6")
U-9510 (Brass plated - 6")

Latch Shield (Steel)

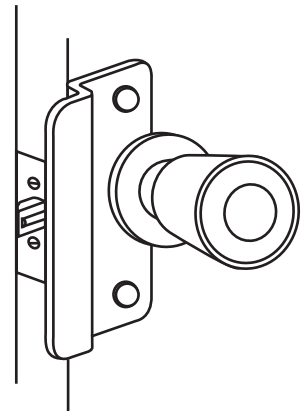
Contents: Painted or plated shield; (2) 5/16" x 2" carriage bolts; washers and cap nuts.

Description: **Used on outswing doors**; designed for use with locksets with 2-3/8" backsets.

You may wish to stock these related parts: **E-2232, E-2235, U-9422, U-9425 and U-9426.**



**U-9509
 U-9510**



Standard Pack: 6/box