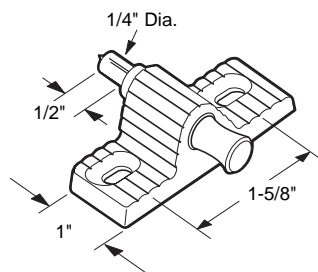


S-4388
S-4389



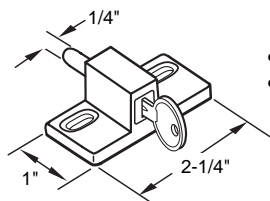
S-4388 (Aluminum finish)

S-4389 (Black finish)

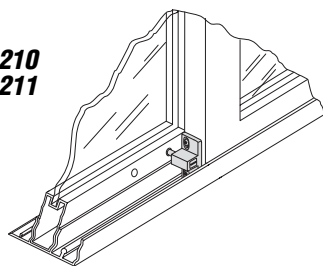
Push-Pull Lock

Contents: 1 lock; 2 installation screws.

Description: Painted or plated zinc diecast housing with steel bolt; locks door in closed or ventilating position; helps prevent prying or lifting of door.



S-4210
S-4211



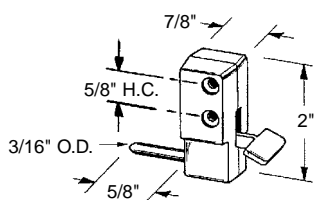
S-4210 (Aluminum finish)

S-4211 (Black finish)

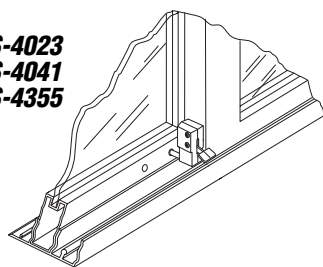
Push-In Keyed Lock

Contents: 1 lock & 2 installation screws.

Description: Painted or plated diecast housing with steel bolt for push button locking; unlocks only with key; prevents prying or lifting of door.



S-4023
S-4041
S-4355



S-4023 (Aluminum finish)

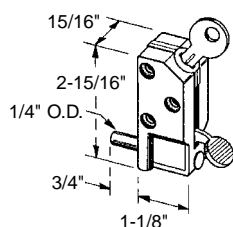
S-4041 (Black finish)

S-4355 (White finish)

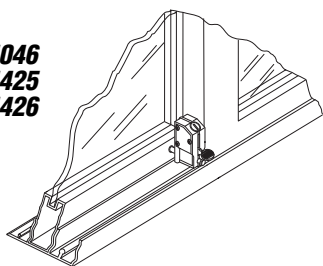
Step-On Lock

Contents: 1 lock & 2 installation screws.

Description: Painted diecast housing with hardened steel bolt; securely locks door in closed or ventilating position; convenient foot operation; easy to install.



S-4046
S-4425
S-4426



S-4046 (Aluminum finish)

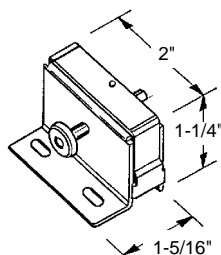
S-4425 (Black finish)

S-4426 (White finish)

Step-On Keyed Lock

Contents: 1 lock with 2 keys & 1 set of installation screws.

Description: Painted diecast housing with hardened steel bolt; securely locks door in closed or ventilating position; convenient foot operation of bolt; locks and unlocks with key.



S-4008
S-4025

S-4008 (Aluminum finish)

S-4025 (Black finish)

Push-Bolt Lock

Contents: 1 lock; 2 installation screws.

Description: Painted or plated push bolt; push-in bolt to lock; step on top to unlock; heavy gauge stamped steel; fits most patio door configurations.