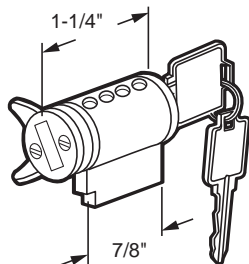


## Cylinder Lock (5-Pin Tumbler)

**Contents:** 1 lock; 2 keys.

**Description:** 5 pin tumbler lock with diecast latch activator; used to keylock C-1025 handle; keyway is compatible to *Weiser*®, *Kwikset*® & *Weslock*®; solid brass cylinder.

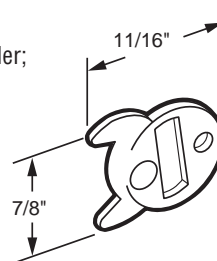


**E-2003**

## Lock Adapter

**Contents:** 1 adapter.

**Description:** Diecast adapter; used as lock activator on E-2003 locking cylinder; for keylocking C-1025 handles.

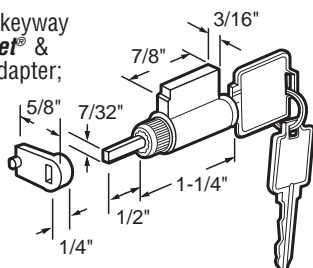


**E-2004**

## Cylinder Lock (5-Pin Tumbler)

**Contents:** 1 lock with 2 keys; 1 lock activator.

**Description:** 5 pin tumbler lock; keyway is compatible to *Weiser*®, *Kwikset*® & *Weslock*®; special diecast cam adapter; used by various manufacturers; solid brass cylinder.

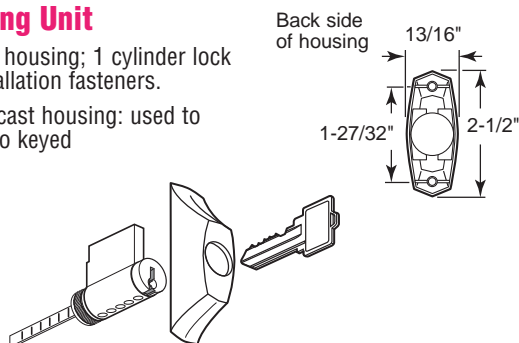


**E-2115**

## Keyed Locking Unit

**Contents:** 1 lock housing; 1 cylinder lock with 2 keys; installation fasteners.

**Description:** Diecast housing: used to convert C-1280 to keyed locking handle.

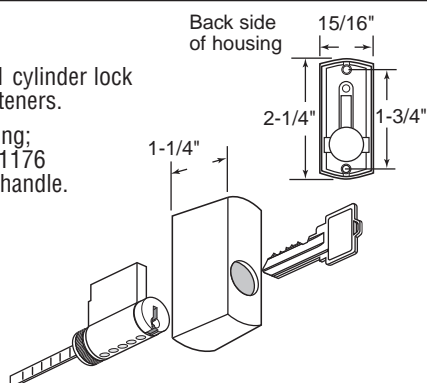


**E-2144**

## Keyed Locking Unit

**Contents:** 1 lock housing; 1 cylinder lock with 2 keys; installation fasteners.

**Description:** Die cast housing; used to convert C-1174, C-1176 & C-1178 to keyed locking handle.



**E-2145** (White)

**E-2194** (Bronze)

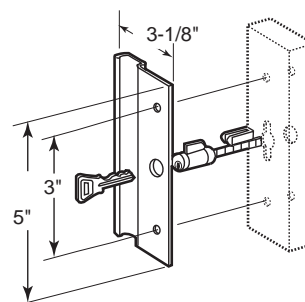
**E-2195** (Satin nickel)

**E-2146** (Brass plated)

## Keyed Locking Pull

**Contents:** 1 outside pull; 1 locking cylinder; 1 cylinder clip.

**Description:** Extruded aluminum flush outside pull with keyed locking unit; locking unit tailpiece with break-off points; used by many manufacturers for 3" hole center installations.



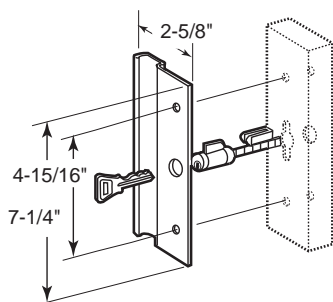
**E-2072** (Aluminum)

**E-2073** (Black)

## Keyed Locking Pull

**Contents:** 1 outside pull; 1 locking cylinder; 1 cylinder clip.

**Description:** Extruded aluminum flush outside pull with keyed locking unit; locking unit tailpiece with break-off points; used by many manufacturers for 4-15/16" hole center installations.



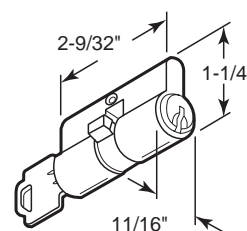
**E-2070** (Aluminum)

**E-2071** (Black)

## Cylinder Lock (5-Pin Tumbler)

**Contents:** 1 cylinder; 2 keys.

**Description:** Double keyed, solid brass, 5 pin tumbler; used with security screen door mortise locking devices; adjusts to most door thicknesses; for interior and exterior key locking.



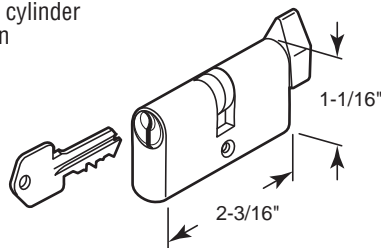
**K-5106** (Schlage)

**K-5061** (Kwikset)

## Cylinder Lock (5-Pin Tumbler)

**Contents:** 1 lock; 2 keys.

**Description:** Solid brass single cylinder key lock, 5 pin tumbler; used on security door locks.

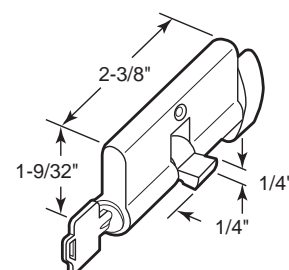


**K-5339**

## Cylinder Lock (5-Pin Tumbler)

**Contents:** 1 cylinder; 2 keys.

**Description:** Solid brass 5 pin tumbler; used with security screen door mortise locking devices; adjusts to most door thicknesses.



**K-5105** (Schlage)

**K-5062** (Kwikset)