

- U-9515** (Painted gray)
- U-9516** (Brass plated)
- U-9531** (Chrome plated finish)
- U-10888** (Antique brass finish)
- U-10677** (Stainless steel)
- U-10446** (Satin nickel finish)

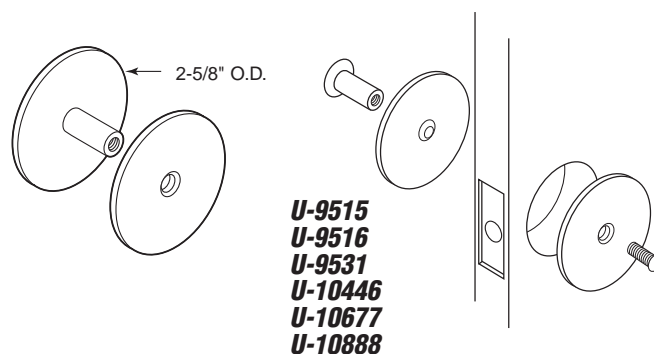
Hole Cover (Steel)

Contents: Painted or plated cover (2 pieces); (1) #10 x 1" and (1) #10 x 1-1/2" machine screw.

Description: Covers 1/2" to 2-1/8" holes; helps maintain entry security; fits doors to 1-3/4" thick.

You may wish to stock these related parts: **EP-9520**, **EP 9521**, **U-9517** and **U-9521**.

Standard Pack: 6/box



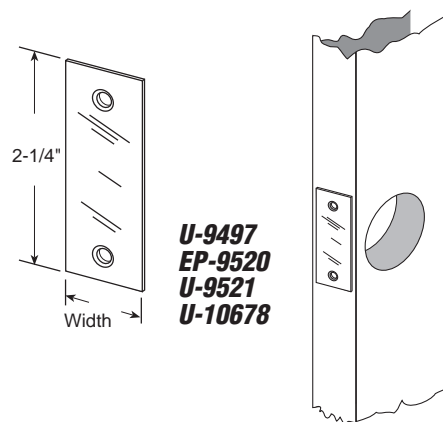
- EP-9520** (1" wide - Painted gray)
- U-9521** (1-1/8" wide - Painted gray)
- U-9497** (1-1/8" wide - Brass plated)
- U-10678** (1-1/8" wide - Stainless steel)

Door Edge Filler Plate (Poly-bagged)

Contents: Painted gray steel filler plate with (2) #8-32 x 1/2" flat head machine screws.

Description: Fills latch face cut-outs for either residential or commercial applications.

Standard Pack: 6/bag



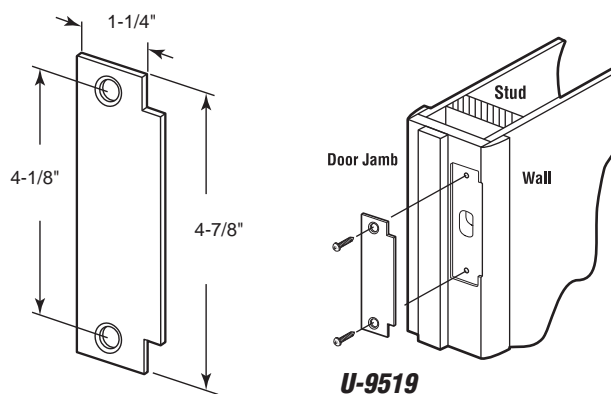
- U-9519** (Painted gray)

Blank Strike

Contents: 1 blank strike plate; (2) #12-24 x 1/2" machine screws and (2) #12 x 1-1/4" sheet metal screws.

Description: Painted gray steel blank strike plate; fills strike cut-outs for either residential or commercial applications.

Standard Pack: 5/box



- U-9524** (Brass plated)
- U-9498** (Antique brass finish)
- U-9517** (Chrome plated)

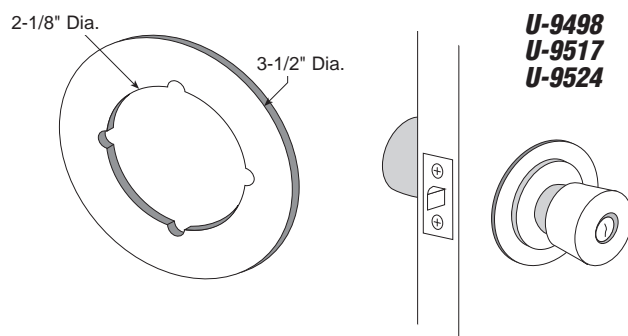
Cover Plate (Steel)

Contents: 2 plated covers.

Description: Use with 2-1/8" bore locks; covers marred doors; allows conversion of 2-3/8" to 2-3/4" backset (or 2-3/4" to 2-3/8").

You may wish to stock these related parts: **EP-9520**, **EP 9521**, **U-9515** and **U-9516**.

Standard Pack: 6/box



▲ Call For Availability