



Fusion Camera Housing

Rugged Environmental Enclosure Series

The Fusion Camera Housing Series of environmental camera enclosures is designed to fit a multitude of rugged outdoor surveillance applications. The housing is constructed of resilient polycarbonate and has a wall / pole mount comprised of cast aluminum with a durable powder coat finish, all of which ensure protection of your camera even in the harshest of conditions. Additionally, the heavy-duty wall / pole mount keeps cables protected and out of sight due to its feed-thru capability. This feature coupled with the side-hinged lid and tool-free camera tray ensures easy installation and servicing of your camera.

All outdoor models are equipped with an advanced climate control system that incorporates distributed air-flow and provides warm, dry air where you need it most...on the viewing window. This "built-in" de-fogging system delivers clear viewing, even in the toughest of conditions. Also available is a Power over Ethernet (PoE) plus model with patent pending Moog Dynamic Power Allocation (DPA) technology. PoE reduces installation time by simplifying wiring needs while DPA prioritizes power for the camera over the other less critical electronics. Perhaps most importantly, the Fusion Line is compatible with most of today's leading IP and analog camera manufacturers making it the professional's choice for environmental camera housings.

Available Features

- Meets NEMA Type 4 and IP66 standards
- IK10 impact rated
- Accommodates wide-angle lenses up to 135°
- Hinged wall mount allows for easy installation
- Standard wall / pole mount
- 12/24v input models
- PoE models
 - Supports PoE Plus IEEE802.3at compliant cameras
 - True PoE power to the camera (no splitter needed)
 - Automatically adjusts for power loss in long cable runs
 - DPA ensures maximum power to the camera



FCH11

Models*:

FCH11CW

Environmental housing with feed-thru wall / pole mount, no electronics

PoE Models:

FCH11C4WY

24Vac input, output 802.3af PoE for the camera, heater / blower, adjustable sunshield

FCH11C4WY-MM

24Vac input, output 802.3af PoE for the camera, heater / blower, adjustable sunshield, MSA compliant single-mode fiber-optic transceiver

FCH11C2WY

24Vac or 12Vdc input, heater / blower, adjustable sunshield

FCH11C8WY

PoE input, with DPA, supports IEEE802.3af cameras, 30 watt midspan included, heater / blower, adjustable sunshield

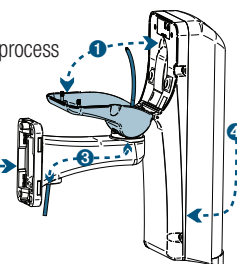
FCH11C4WY-MM

24Vac input, output 802.3af PoE for the camera, heater / blower, adjustable sunshield, MSA compliant multi-mode fiber-optic transceiver

*For extreme heat environments see the Thermiq model FCH11Q

Easy Installation Features:

- 1 Housing hinges away from mount to simplify wiring process
- 2 Feed through wall / pole mount protects wiring and provides a clean appearance
- 3 Provision for conduit access through mount arm
- 4 Side housing hinge allows easy camera access



Fixed Camera Housing Accessories:



CM900
Aluminum ceiling mount bracket



MA-900
Aluminum mast arm mounting bracket



CM945
Aluminum ceiling mount bracket, 45° Adjustment

General Specifications

Camera Included:	No
Max camera length:	11" (280mm)
Mounting Style:	Wall or Pole
Size (l*w*h):	17.9" x 5.7" x 10.5" (455 x 145 x 267mm)
Weight:	4.5 lbs

Electrical Specifications

Input Voltage:		PoE (IEEE802.3at) or 12/24v input model
Power Consumption	24Vac:	27 watts: Heater & Blower
	12Vdc:	10 watts: Heater & Blower
	PoE:	25 watts: Camera, Blowers & Heater
Power Output	24/12v:	Same as input, minus power for Heater & Blowers
	PoE:	IEEE802.3af

Environmental Specifications

Blower (Internal):	Yes (Continuous)
Effective Projected Area (EPA):	101 in ²
Heater activates at:	60°F (15.5°C)
Heater deactivates at:	80°F (27°C)
IP rating (Weather rating):	IP66 / NEMA 4
Maximum Windload:	150mph (240kph)
Operating Temperature:	-50°F to 140°F (-45°C to 60°C) With spikes to 165°F (74°C) per NEMA TS2 standard.

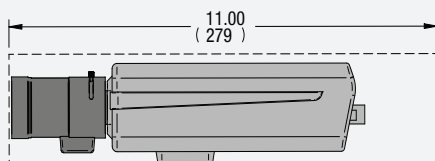
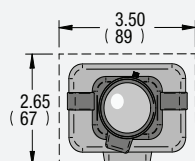
Mechanical Specifications

Construction Body and Top:	Polycarbonate
Mounting Bracket Construction:	Cast aluminum
Mounting Pattern (W x H):	2" x 4.25" (51 x 108mm)
Window Construction:	Scratch resistant polycarbonate

Shipping Specifications

Model	Shipping Weight	Box Dimensions
FCH11 Series:	6.5 lbs	8.25" x 11.75" x 19.5" (209 x 298 x 495mm)

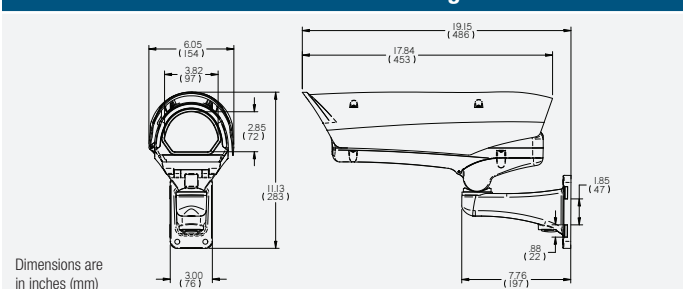
Maximum Camera Length (MCL)



Dimensions are in inches (mm)

*Some cameras outside of the shown dimensions may be compatible with this housing. Contact Moog for assistance.

Architectural Drawings



Regulatory and Certifications



CE



CUL



IP66



RoHS



UL Listed



WEEE



REACH

MOOG

Sensor and Surveillance Systems

3650 Woodhead Drive Northbrook, IL, USA 60062

+1.847.498.0700 Fax: +1.847.498.1258 www.moogS3.com