

ENTRY PANELS

K-SERIES / KT-SERIES



Features

- Modular design enables individual modules to be stocked
- Height of Frames match common apartment mail box sizes
- Corrosion-resistant exterior
- Made from anodized aluminium, the K-Series Entry Panel can withstand years of environmental abuse
- Clear indication of tenant call buttons
- A 'paper-like' film directory insert can be easily updated
- Standard Rough-in backbox sizes

Simple, Functional And Durable

Mircom's ingenious design of K-Series lobby panels are inspired by the continuous demands of architects, engineers, contractors and building owners.

Made from rugged aluminium alloy the K-Series is built to withstand years of use and abuse. A unique pinhole locking system does away with common fastening providing a clean appearance. The pinhole locking mechanism also resists tampering by individuals attempting to vandalize the panel.

A variety of panels for speaker or handset intercom systems makes it easy to assembly a lobby panel to fit in virtually all applications. Each panel has a varying number of call buttons and directory spaces to accommodate system sizes from two to fifty apartments.

The modular construction of the K-Series panels makes it easy for distributors to stock and provide immediate delivery for their distributors.

Backboxes & Frames

Surface or flush rough-in backboxes are available for each frame. All the backboxes are designed to house the system components of typical intercom systems.



Frames

Frames for the K-Series vary in width to accommodate from one to six panels.

Dimensions

All frames have a standard outside dimension height of 483 mm (19 inches). The width will vary of the frame size.

KF-101	153 mm (6 inches)
KF-102	254 mm (10 inches)
KF-103	356 mm (14 inches)
KF-104	457 mm (18 inches)



KB-100 Series Flush Backboxes

Made from satin finished steel, each K-Series backbox provide knockouts for electrical conduits and wire connections.

Dimensions

All KB-100 Series backboxes have a fixed in wall height dimension of 441 mm (17.4") and depth of 95 mm (3.75"). The width of each backbox will vary on the number of panels it must accommodate.

KB-101	115 mm (4.5 inches)
KB-102	217 mm (8.5 inches)
KB-103	318 mm (12.5 inches)
KB-104	420 mm (16.5 inches)

KB-300 Series Surface Backboxes

All the surface backboxes are made from anodized aluminium.

Dimensions

Each KB-300 Series backbox has a fixed depth of 64 mm (2.5") and a fixed height of 483 mm (19"). The width of each backbox will vary on the number of panels it must accommodate.

KB-301	155 mm (6.1 inches)
KB-302	257 mm (10.1 inches)
KB-303	358 mm (14.1 inches)
KB-304	460 mm (18.1 inches)

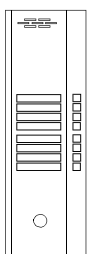
MODULES

Standard Simplex Systems



**Push-button
- 4 to 20 Apartments.**

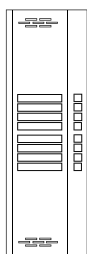
For all remote types except handsets.
Model KS-104 4 Apts.
Model KS-108 8 Apts.
Model KS-112 12 Apts.
Model KS-116 16 Apts.
Model KS-120 20 Apts.



**Push-button
with Postal Lock
- 4 to 16 Apartments.**

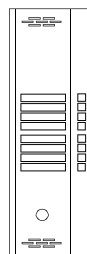
For all remote types except handsets.
Model KS-104P 4 Apts.
Model KS-108P 8 Apts.
Model KS-112P 12 Apts.

Duplex Handset Systems

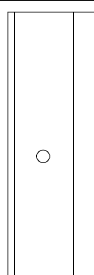


**Push-button
- 4 to 16 Apartments.**

For 1132 Handset remote only.
Model KT-104 4 Apts.
Model KT-108 8 Apts.
Model KT-112 12 Apts.
Model KT-116 16 Apts.




**Speaker with
Postal Lock
For all handset
type stations**




**KM-PO2
Postman's Lock
Assembly**

For mounting Post Office Master Lock.



**KP-112
12 Push-button
Directory**

**KP-124
24 Push-button
Directory**
Use with all Mircom Remote Stations.



**KP-100
Blank Multi-purpose**

Ordering Information

# OF SUITES	# OF ADDITIONAL PANELS				FRAME	FLUSH BACKBOX	SURFACE BACKBOX
	1	2	3	4			
SPEAKER TYPE SYSTEMS							
4	KS-104				KF-101	KB-101	KB-301
	KS-104P				KF-101	KB-101	KB-301
8	KS-108				KF-101	KB-101	KB-301
	KS-108P				KF-101	KB-101	KB-301
12	KS-112				KF-101	KB-101	KB-301
	KS-112P				KF-101	KB-101	KB-301
16	KS-116				KF-101	KB-101	KB-301
	KS-104P	KP-112			KF-102	KB-102	KB-302
20	KS-120				KF-101	KB-101	KB-301
	KS-108P	KP-112			KF-102	KB-102	KB-302
24	KS-112	KP-112			KF-102	KB-102	KB-302
	KS-112P	KP-112			KF-102	KB-102	KB-302
28	KS-104	KP-124			KF-102	KB-102	KB-302
	KS-104P	KP-124			KF-102	KB-102	KB-302
32	KS-108	KP-124			KF-102	KB-102	KB-302
	KS-108P	KP-124			KF-102	KB-102	KB-302
36	KS-112	KP-124			KF-102	KB-102	KB-302
	KS-112P	KP-124			KF-102	KB-102	KB-302
40	KS-116	KP-124			KF-102	KB-102	KB-302
	KS-104P	KP-112	KP-124		KF-103	KB-103	KB-303
44	KS-120	KP-124			KF-102	KB-102	KB-302
	KS-108P	KP-112	KP-124		KF-103	KB-103	KB-303
48	KS-112	KP-112	KP-124		KF-103	KB-103	KB-303
	KS-112P	KP-112	KP-124		KF-103	KB-103	KB-303
52	KS-116	KP-112	KP-124		KF-103	KB-103	KB-303
	KS-104P	KP-124	KP-124		KF-103	KB-103	KB-303

Panels with Postal Lock Features.

# OF SUITES	# OF ADDITIONAL PANELS				FRAME	FLUSH BACKBOX	SURFACE BACKBOX
	1	2	3	4			
HANDSET TYPE SYSTEMS							
4	KT-104				KF-101	KB-101	KB-301
	KT-104	KM-PO2			KF-102	KB-102	KB-302
8	KT-108				KF-101	KB-101	KB-301
	KT-108	KM-PO2			KF-102	KB-102	KB-302
12	KT-112				KF-101	KB-101	KB-301
	KT-100P	KP-112			KF-102	KB-102	KB-302
16	KT-116				KF-101	KB-101	KB-301
	KT-116	KM-PO2			KF-102	KB-102	KB-302
20	KT-108	KP-112			KF-102	KB-102	KB-302
	KT-100P	KP-124			KF-102	KB-102	KB-302
24	KT-112	KP-112			KF-102	KB-102	KB-302
	KT-100P	KP-124			KF-102	KB-102	KB-302
28	KT-104	KP-124			KF-102	KB-102	KB-302
	KT-104	KP-124	KM-PO2		KF-103	KB-103	KB-303
32	KT-108	KP-124			KF-102	KB-102	KB-302
	KT-108	KP-124	KM-PO2		KF-103	KB-103	KB-303
36	KT-112	KP-124			KF-102	KB-102	KB-302
	KT-112	KP-124	KM-PO2		KF-103	KB-103	KB-303
40	KT-116	KP-124			KF-102	KB-102	KB-302
	KT-116	KP-124	KM-PO2		KF-103	KB-103	KB-303
44	KT-108	KP-112	KP-124		KF-103	KB-103	KB-303
	KT-100P	KP-124	KP-124		KF-103	KB-103	KB-303
48	KT-112	KP-112	KP-124		KF-103	KB-103	KB-303
	KT-100P	KP-124	KP-124		KF-103	KB-103	KB-303
52	KT-104	KP-124	KP-124		KF-103	KB-103	KB-303
	KT-116	KP-112	KP-124	KM-PO2	KF-104	KB-104	KB-304

NOT TO BE USED FOR INSTALLATION PURPOSES.



Canada
25 Interchange Way
Vaughan, Ontario L4K 5W3
Telephone: (905) 660-4655
Fax: (905) 660-4113

U.S.A.
4575 Witmer Industrial Estates
Niagara Falls, NY 14305
Toll Free: (888) 660-4655
Fax Toll Free: (888) 660-4113

Web page: <http://www.mircom.com> Email: mail@mircom.com

Distributed by:

