

Grade 3 Standard Tubular Knobs

APPLICATIONS:

Standard-duty commercial and high-end residential locksets suitable for interior and exterior doors of office buildings, hotel / motel, storefronts, multi-family housing, condominiums, and apartments.



STANDARD FEATURES:

CERTIFICATIONS: ANSI A156.2 Grade 3

DOOR THICKNESS: 1-3/8" to 1-3/4"

BACKSET: 6-way adjustable to 2-3/8" or 2-3/4" square corner, radius corner, drive-in bolt

STRIKE: 2-1/4" x 1-5/8" Full lip strike, square corner

LATCH: 2-1/4" x 1" square corner face plate, 1/2" throw

CYLINDER: Drilled 5, pinned 5, zinc die-cast cylinder and housing with Kwikset keyway, keyed differently, 2 cut keys

TRIM: 2-1/2" rose diameter, "T" and "P" knob styles

CASE QTY: 30 (entry 28)

FUNCTIONS:

ANSI CODE

10 - PASSAGE SET

F75

Latch bolt operated by knob/lever, from either side at all times.



40 - PRIVACY LOCK

F76

Latch bolt operated by knob/lever from either side. Outside knob/lever is locked by push button or other locking device inside and unlocked by emergency release outside, operating inside knob/lever or closing door.



53 - ENTRANCE LOCK

F109

Dead locking latch bolt operated by knob/lever from either side except when outside knob/lever is locked by the push or turn button inside. Key outside or operating inside knob/lever releases push or turn button unlocking outside knob/lever except when push or turn button has been rotated to keep outside knob/lever locked. Inside push or turn button must be manually operated to unlock outside knob/lever. Inside knob/lever always operates latch bolt.



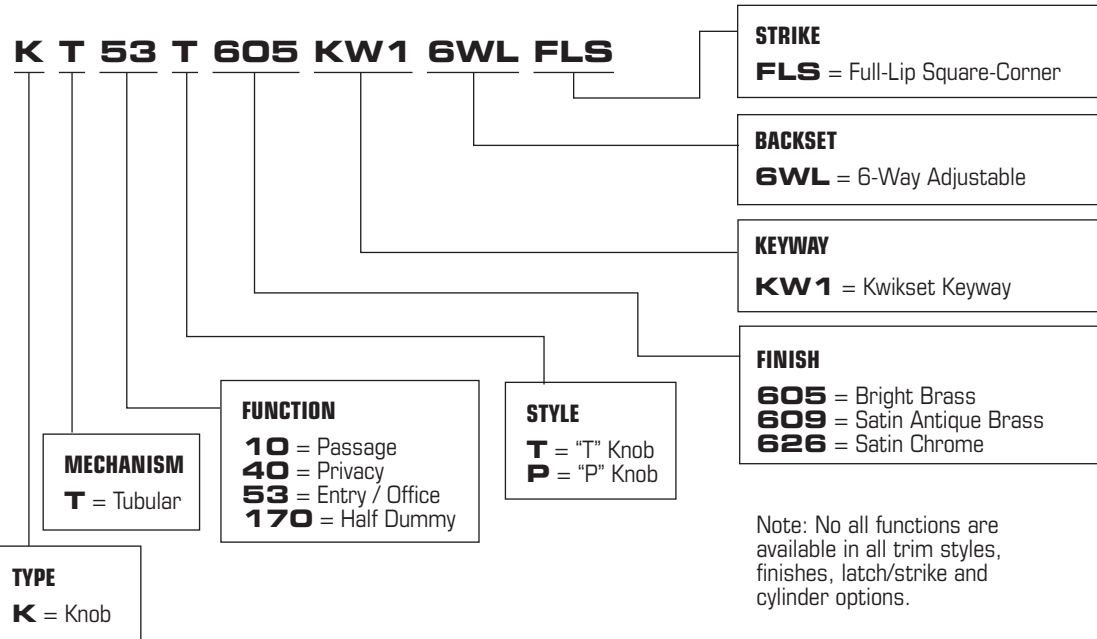
GENERAL LOCK

Quality & Value™

— Product Guide 105.0 — Ad:1

Grade 3 Standard Tubular Knobs

How to Order - Nomenclature




GENERAL LOCK

Quality & Value™

Grade 3 D360 Series Residential Deadbolt

APPLICATIONS:

The D360 is a light-duty commercial and high-end residential deadbolt suitable for interior and exterior doors of office buildings, hotel / motel, storefronts, multi-family housing, condominiums, and apartments.



D360

STANDARD FEATURES:

CERTIFICATIONS: ANSI A156.2 Grade 3

DOOR THICKNESS: 1-3/8" to 1-3/4" Retrofits door from 1-1/2" to 2-1/8" cross bore for flexible mounting"

BACKSET: Adjustable 2-3/8" to 2-3/4", Square Corner



STRIKE: 2-1/4" x 1"

BOLT: Solid steel bolt 1" throw

CYLINDER: Drilled 5, pinned 5 solid brass cylinder and housing with Schlage and Kwikset keyway, keyed differently, 2 cut keys"

CASE QTY: 30

FUNCTIONS:

- 
SINGLE CYLINDER DEADBOLT - Deadbolt thrown or retracted by key on the outside or by inside turn unit. Bolt automatically deadlocks when fully thrown.
- 
DOUBLE CYLINDER DEADLOCK - Deadbolt thrown or retracted by key on either side. Bolt automatically deadlocks when fully thrown.

Deadbolts

How to Order - Nomenclature

D 36 O 605 KW1 ADJ S

BACKSET

ADJ S = Adjustable
2-3/4" / 2-3/8"
square-corner

KEYWAY

C = Schlage
KW1 = Kwikset KW1

FINISH

605 = Bright Brass
609 = Antique Brass
(Available on 360 Series Only)
619 = Satin Nickel

GRADE

36 = Grade 3
Residential

TYPE

D = Deadbolt

STYLE

O = Single Cylinder
2 = Double Cylinder

GENERAL LOCK

Quality & Value™

— Product Guide 105.0 — Ad:3