

# PAM-1, PAM-2, and PAM-4

## Multi-Voltage Relay Modules



Relays

### General

Air Products & Controls, Inc. PAM-1, PAM-2, and PAM-4 Multi-Voltage Relay Modules are encapsulated multi-voltage devices. The PAM-1 relay provides 10.0 Amp Form-C contacts and may be energized by one of three input voltages: 24 VAC, 24 VDC, or 115 VAC. The PAM-2 relay provides 7.0 Amp Form-C contacts and may be energized by one of two input voltages: 12 VDC or 24 VDC. The PAM-4 relay provides 10.0 Amp Form-C contacts and may be energized by a wide voltage range from 9 VDC to 40 VDC.

A red LED is provided on both models. When illuminated, it indicates the relay coil is energized.

Either model may be mounted by using the double-sided adhesive tape, the self-drilling screw, or by placing loosely in a backbox.

PAM-1, PAM-2, and PAM-4 Relay Modules are ideal for applications where remote relays are required for control or status feedback. They are suitable for use with HVAC, temperature control, fire alarm, security, energy management, and lighting control systems.

### Specifications

#### Power requirements:

- PAM-1: 0.015 Amps per position @ 24 VDC, 24 VAC, 115 VAC.
- PAM-2: 0.015 Amps per position @ 12 VDC or 24 VDC.
- PAM-4: 0.015 Amps per position @ 24 VDC or 12 VDC.

**Relay:** UL-recognized SPDT.

#### Contact Rating:

- PAM-1: 10.0 A @ 115 VAC, 7.0 A @ 28 VDC, 250uA @ 5 VDC.
- PAM-2: 7.0 A @ 115 VAC, 7.0 A @ 28 VDC, 250uA @ 5 VDC.
- PAM-4: 10.0 A @ 120 VAC, 7.0 A @ 24 VDC, 250uA @ 5 VDC.

**Ambient Temperature Range:** -58°F to 185°F (-50°C to 85°C).

**Dimensions:** 1.5" (3.81 cm) high x 1.0" (2.54 cm) wide x 0.875" (2.223 cm) deep, with 12" (30.48 cm) wire leads @ 18 AWG (0.75 mm<sup>2</sup>).



6755phot.jpg

PAM-1

### Agency Listings and Approvals

These listings and approvals apply to the modules specified in this document. In some cases, certain modules or applications may not be listed by certain approval agencies, or listing may be in process. Consult factory for latest listing status.

- **UL Listed:** S3403
- **MEA:** 73-92-E, Volume XXI
- **CSFM:** 7300-1004:101

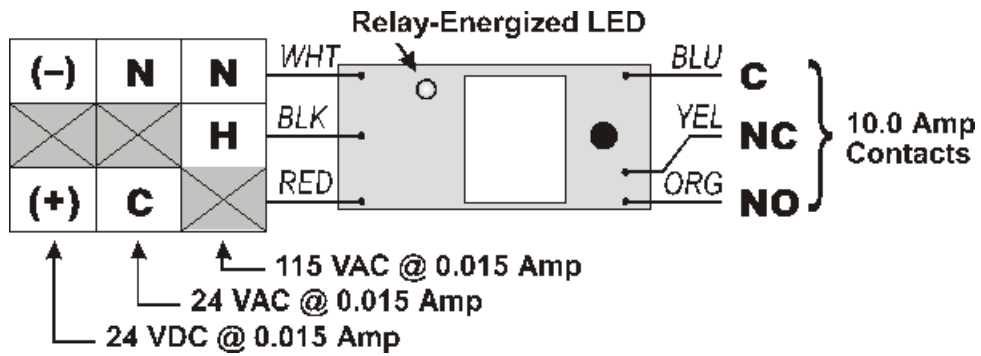
### Product Line Information

**PAM-1:** Single SPDT relay with LED, double-sided adhesive tape, mounting screw, 12" (30.48 cm) leads, and six wire nuts.

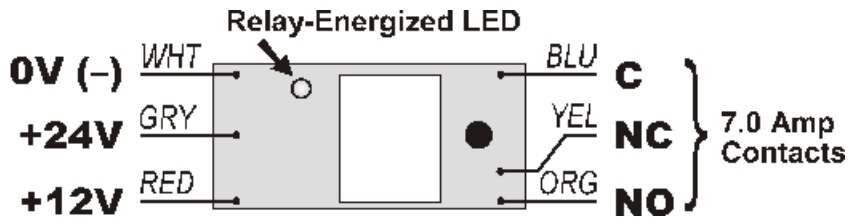
**PAM-2:** Single SPDT relay with LED, double-sided adhesive tape, mounting screw, 12" (30.48 cm) leads, and six wire nuts.

**PAM-4:** Single SPDT relay with LED, double-sided adhesive tape, mounting screw, 12" (30.48 cm) leads, and six wire nuts.

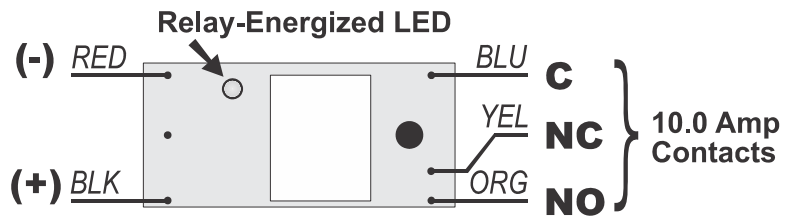
## Wiring Diagrams



PAM-1



PAM-2



PAM-4

FireLite® Alarms is a registered trademark of Honeywell International Inc.  
©2014 by Honeywell International Inc. All rights reserved. Unauthorized use  
of this document is strictly prohibited.



This document is not intended to be used for installation purposes.  
We try to keep our product information up-to-date and accurate.  
We cannot cover all specific applications or anticipate all requirements.  
All specifications are subject to change without notice.

For more information, contact Fire•Lite Alarms. Phone: (800) 627-3473, FAX: (877) 699-4105.  
[www.firelite.com](http://www.firelite.com)