

Features:

- 24bit-192kHz Wi-Fi streaming stereo amplifier
- 2 x 40 watts RMS @ 4ohms
- Includes Blue Tooth ver4.0
- Plays music from micro SD cards or USB
- RS232 control port is provided
- Includes IR remote control to play back playlists
- Easy to use i East play app for IOS & Android
- Stream CD quality music from phones/tablets & computers
- Uninterrupted audio with phone calls or games
- Control up to eight 8 x i50B units from one device
- Multi-room streaming or all zone streaming
- Left/right or stereo speaker selection
- Stream music from all the most popular - streaming services
- Direct or wireless LAN connection
- Set up playlists, sleep timers or alarms
- Virtual tuner with 1000's of internet radio stations



Specifications:

- Input: WiFi, Micro SD, USB, Blue Tooth ver4.0
- Input: 3.5mm stereo Line-in (switchable within the app and IR remote)
- Input: Micro SD card slot
- Input: USB
- Input: IR remote receiver (included IR RX with 6' cable)
- RS232: 3.5mm stereo jack
- LAN: RJ45
- Amplifier class: D 40W x 2 @ 4 ohms
- Auto standby: power saving mode
- Operating Temperature: -5C to +40C
- Wireless: supports 802.11 a/b/g/n standards
- Wired: RJ45 (Ethernet)
- WiFi speed: 300Mbps (max)
- Operating frequency: 2.4 GHz
- S/N ratio: 95dB
- 24bit-192kHz Wolfson DAC
- Antenna gain: 3 dB
- Power supply: 24V 3.3A

Included:

- 24V 3.3A power supply with cable
- 3.5mm – 3.5mm stereo audio cable
- 3.5mm – IR RX cable with IR receiver
- Wi-Fi antennas
- Manual

Dimensions:

- Dimensions-(LxWxH): 5.75" x 5.25" x 1.25" 145x135x30mm(not including antenna)
- Weight: 2Lb 4.4kg



All logos are the property of their respective owners


Specifications are subject to change without notice www.factorelectronics.com

Operation:

1. Download the i East Sound Stream app from iTunes or Google Play.
2. Connect the i-50B to your speaker system.
3. Open the Sound Stream app on your device. The i50B provides voice audio instructions played through your sound system so please make sure your sound is turned on.
4. The i50B will automatically find your wireless network and request a password. Type your password into the prompt box provided on your phone or device.
5. Press the WPS button on the side of your i50B.
6. The i50B will provide a voice prompt "connected to wireless network" when your connection is complete.
7. Start streaming music directly from your music library or from one of the many streaming services where you hold a valid subscription.



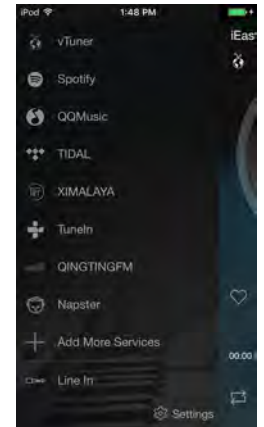
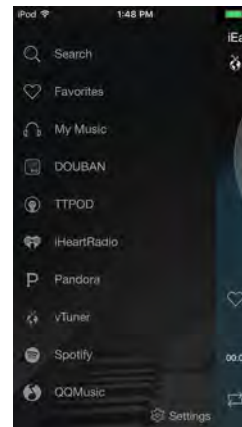
Open the Sound Stream app



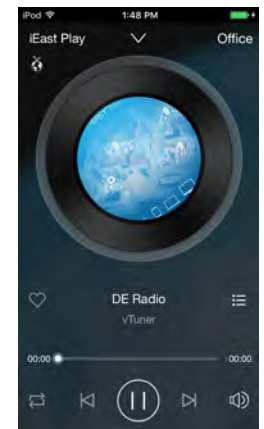
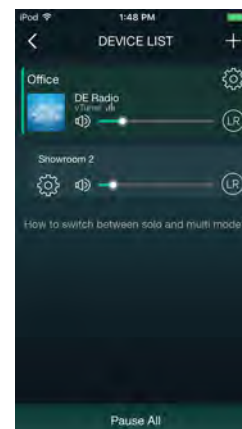
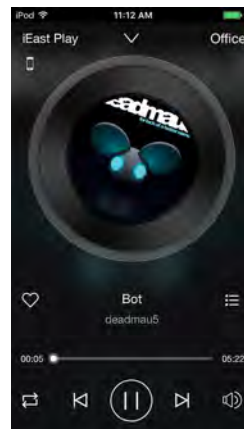
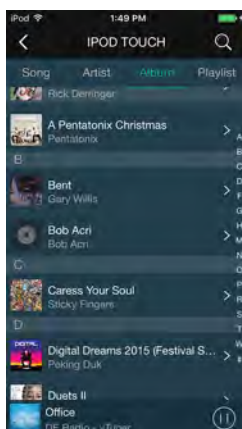
Press the WPS button



Play music from your library or from music streaming services



Select music from songs, albums, artists or create your own playlist. Your album art is displayed onscreen. Select the V-tuner for 1000's of radio stations in practically any genera. Enjoy ultra hi-fidelity music anywhere



All logos, songs and images are the property of their respective owners