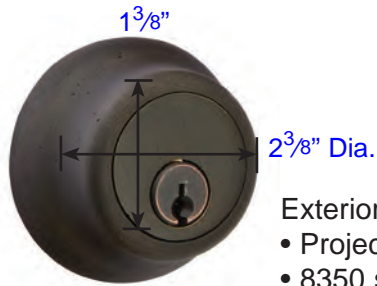



Bronze Regular Style Deadbolt

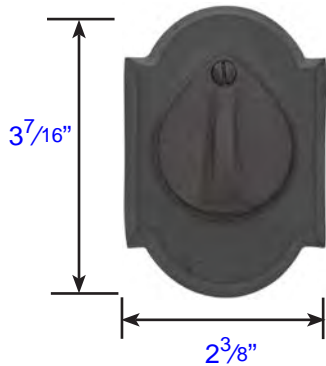


- Exterior Trim (8450)
- Projection is 1"
 - 8350 same on both sides




- Interior Trim (8450)
- Projection is 1 ¹/₄"
 - Thickness is ⁵/₁₆"

#1 Style Plate with Flap Deadbolt

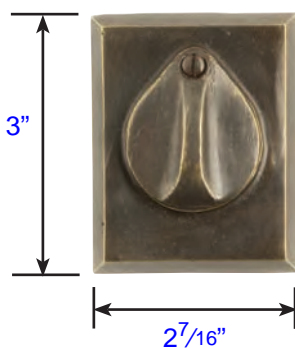


- Exterior Trim (8457)
- Projection is ¹³/₁₆"
 - 8357 same on both sides

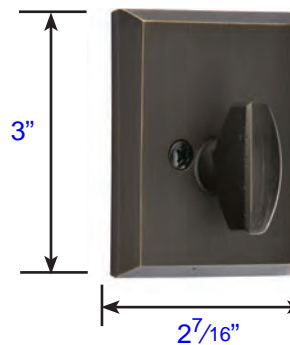


- Interior Trim (8457)
- Projection is 1 ¹/₄"
 - Thickness is ¹/₂"

#3 Style Plate with Flap Deadbolt



- Exterior Trim (8465)
- Projection is ¹¹/₁₆"
 - 8365 same on both sides



- Interior Trim (8465)
- Projection is 1 ¹/₄"
 - Thickness is ¹/₂"

Bronze Regular Style Deadbolt, Single Cylinder

Regular (8450)*

- Standard Door Thickness: 1³/₄" - 2³/₄"
- Standard Components:
- Single Cylinder Tailpiece
- 2¹/₄" & 2¹/₂" Deadbolt Mounting Screws
- Deadbolt Strike Plate

- **Extended** Door Thickness: 2" - 2¹/₂"
- Extended Components:
- Long Single Cylinder Tailpiece
- 3" Deadbolt Mounting Screws
- Deadbolt Strike Plate

- **Extended** Door Thickness: 2¹/₂" - 3"
- Extended Components:
- Extra Long Single Cylinder Tailpiece
- 3¹/₂" Deadbolt Mounting Screws
- Deadbolt Strike Plate

**No Extension Collars Available for this Model*

Bronze Regular Style Deadbolt, Double Cylinder

Regular (8350)*

- Standard Door Thickness: 1³/₄" - 2"
- Standard Components:
- Long Double Cylinder Tailpieces
- 3" & 3¹/₂" Deadbolt Mounting Screws
- Deadbolt Strike Plate

**No Extension Collars Available for this Model*

Bronze Decorative Deadbolts, Single Cylinder

#1 (8457), #3 (8465), #4 (8474), Ridgemont (8476)

- Standard Door Thickness: 1³/₄" - 2¹/₈"
- Standard Components:
- Single Cylinder Tailpiece
- 2¹/₂" & 3" Deadbolt Mounting Screws
- Deadbolt Strike Plate

- **Extended** Door Thickness: 2¹/₈" - 3"
- Extended Components:
- Long Single Cylinder Tailpiece
- 3" & 3¹/₂" Deadbolt Mounting Screws
- Deadbolt Strike Plate

Bronze Decorative Deadbolts, Double Cylinder

#1 (8357), #3 (8365), #4 (8374), Ridgemont (8376)

- Standard Door Thickness: 1³/₄" - 2³/₈"
- Standard Components:
- Double Cylinder Tailpieces
- 2¹/₄" & 2¹/₂" Deadbolt Mounting Screws
- Deadbolt Strike Plate

- **Extended** Door Thickness: 1⁷/₈" - 2⁵/₈"
- Extended Components:
- Long Double Cylinder Tailpieces
- 3" & 3¹/₂" Deadbolt Mounting Screws
- Deadbolt Strike Plate

Bronze *Single-Sided* Deadbolts

Regular Style (8450)

- Standard Door Thickness: $1\frac{3}{8}"$ - $2\frac{3}{8}"$
- Standard Components:
 - Single Cylinder Tailpiece
 - $1\frac{3}{4}"$ Deadbolt Mounting Screws
 - Deadbolt Strike Plate

- *Extended* Door Thickness: $2\frac{3}{8}"$ - $2\frac{3}{4}"$
- Extended Components:
 - Long Single Cylinder Tailpiece
 - $2\frac{1}{4}"$ Deadbolt Mounting Screws
 - Deadbolt Strike Plate

- *Extended* Door Thickness: $2\frac{7}{8}"$ - $3\frac{3}{8}"$
- Extended Components:
 - Extra Long Single Cylinder Tailpiece
 - $2\frac{1}{2}"$ & $3"$ Deadbolt Mounting Screws
 - Deadbolt Strike Plate

Bronze *Single-Sided* Deadbolts with Flaps

#1 (8457), #3 (8465), #4 (8474), Ridgmont (8476)

- Standard Door Thickness: $1\frac{3}{4}"$ - $2\frac{3}{8}"$
- Standard Components:
 - Single Cylinder Tailpiece
 - $1\frac{3}{4}"$ Deadbolt Mounting Screws
 - Deadbolt Strike Plate

- *Extended* Door Thickness: $2\frac{3}{8}"$ - $2\frac{3}{4}"$
- Extended Components:
 - Long Single Cylinder Tailpiece
 - $2\frac{1}{4}"$ Deadbolt Mounting Screws
 - Deadbolt Strike Plate

- *Extended* Door Thickness: $2\frac{7}{8}"$ - $3\frac{3}{8}"$
- Extended Components:
 - Extra Long Single Cylinder Tailpiece
 - $2\frac{1}{2}"$ & $3"$ Deadbolt Mounting Screws
 - Deadbolt Strike Plate

Deadbolt Strike Plates

