

ES4300A

Exit Alarm

For applications that require an alarmed exit device for emergency exit doors. The ES4300A is easy to install and operate. The features that make the ES4300A the product of choice, include: Intrusion/Tamper Alarm Output, Remote Reset/Bypass and Field Selectable Alarm Auto Reset.



FEATURES & BENEFITS

- Aesthetically pleasing design
Compatible with all access control systems
- Can be used as a stand-alone product
- 12-24 VAC/VDC 200mA operation
- 103 dB alarm sounder
- Easy installation
- Encourages employees to maintain access control procedures
- Reset/Bypass key switch and remote input
- Visual status indicator
- Tamper resistant
- Incorporates Form C output relay
- Compact design - fits in a two gang enclosure



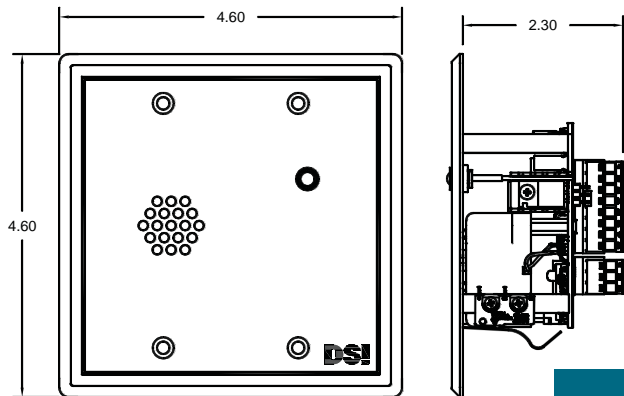
ES4300A-K3-T1

ES4300A Series

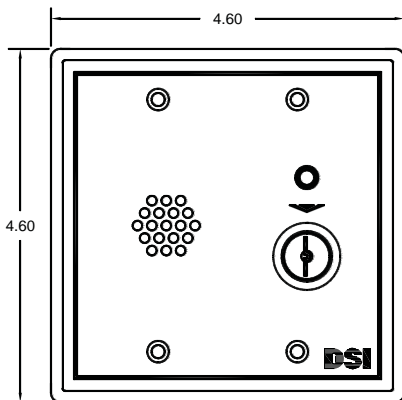
DSI
DESIGNED SECURITY, INC.
A Detex Company

1402 Hawthorne St.
Bastrop, TX 78602
Toll Free: 1-800-272-3555
Phone: 1-512-321-4426
Fax: 1-512-321-9181
E-mail: dsi@dsigo.com
www.dsigo.com

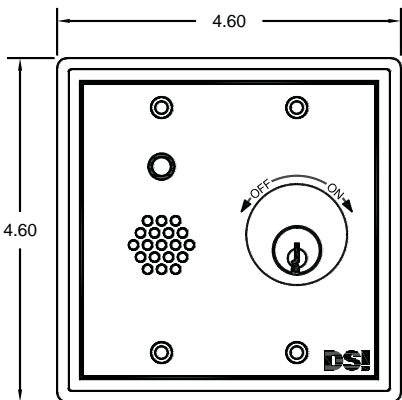
ES4300A Exit Alarm



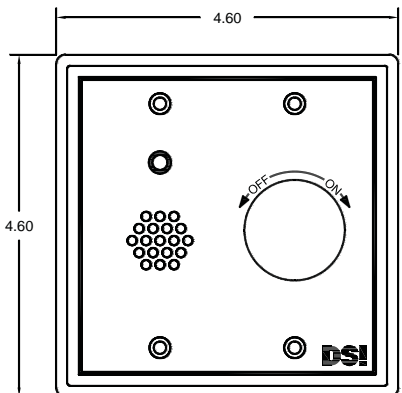
ES4300A-K0-T1



ES4300A-K1-T1



ES4300A-K3-T1



ES4300A-K4-T1

PRODUCT DESCRIPTION

The ES4300A is used to monitor emergency exit doors. Typically located near the door, it monitors door position and activates a sounder and alarm contact when forced entry/exit occurs. Once triggered, the unit remains in alarm until the optional auto reset time expires or reset by the integral key switch or remotely through the dry contact.

ELECTRICAL SPECIFICATIONS


Power:	12 or 24 VAC/VDC @ 200mA Jumper Selectable
Local Control:	Keyswitch for Unit Reset/Bypass
Control Input:	N/O Remote Reset/Bypass
Control Output:	N/O & N/C Intrusion/Tamper Alarm Status Remote LED
Adjustment:	Alarm Auto Reset 0-60 sec. Shunt Delay (Access/Lock Time) 0-20 sec.
Alarm:	103 db@3 feet

MECHANICAL SPECIFICATIONS

Dimensions:	ES4300A-K0	4.6" w x 4.6" h x 2.30" d
	ES4300A-K1	4.6" w x 4.6" h x 2.30" d
	ES4300A-K2	4.6" w x 4.6" h x 2.30" d
	ES4300A-K3	4.6" w x 4.6" h x 2.30" d
	ES4300A-K4	4.6" w x 4.6" h x 2.30" d
	ES4300A-K6	4.6" w x 4.6" h x 2.30" d

Key Switch:	K1 Double Bit
	K2 Barrel
	K3 Rim hardware with cylinder
	K4 Rim hardware without cylinder
	K6 DPDT

Finish:	Painted - DSI Beige
----------------	---------------------



1402 Hawthorne St.
Bastrop, TX 78602
Toll Free: 1-800-272-3555
Phone: 1-512-321-4426
Fax: 1-512-321-9181
E-mail: dsi@dsigo.com
www.dsigo.com