





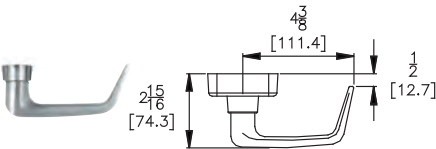



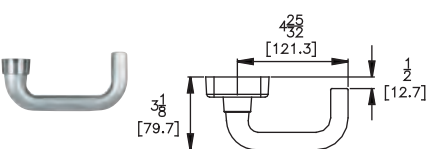


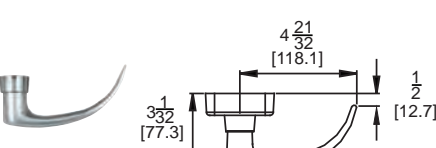

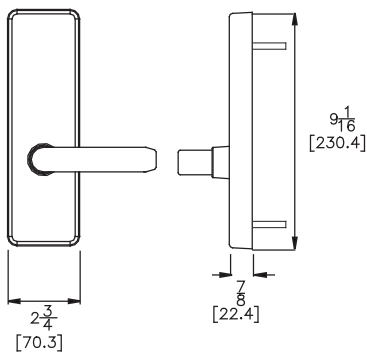

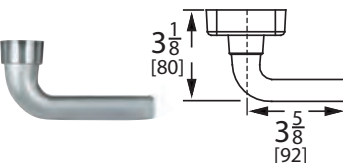

## WIDE STILE

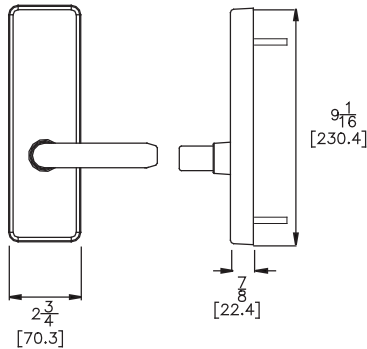
### LEVER TRIM DESIGNS

Assorted outside trims provide security for all types of installations. Built to be as durable as the panic devices, these heavy-duty trims will stand up to heavy use and abuse. The versatile design of the trims, combined with the device mounting plate, makes changing functions as simple as replacing the outside trim. This can easily be done without removing the exit device from the door. Wide stile trims can be used on 10 Series Rim and 20 and 21 Series Surface Vertical Rods. Add M to most trims for use with 30 Series Mortise devices. Add V to most trims for use with 70, 71, 80, 81, 82 and 83 Series Concealed Vertical Rod devices. Detex uses the BHMA functions/descriptions for all trims.

All Wide Stile Lever Trims come standard with a break-away type lever to prevent permanent damage from vandalism and abuse. Once the lever is forced past the locking point, the lever will drop down and appear broken. The internal disengaging clutch allows the lever to be reset by pulling it back to its original position. Anti-Microbial Coating (AM) is available on all levers - contact factory for lead time and details.

#### Standard Lever Trims

 <p>08D / 08DM / 08DV, 09D / 09DM / 09DV, EU / EUV (Electric Lock/ Unlock)</p>	<p>S Lever</p> 																				
 <p>02D / 02DM / 02DV, 14D / 14DM / 14DV</p>	<p>T Lever</p> 																				
	<p>U Lever</p> 																				
	<p>Q Lever</p> 																				
<table border="0"><tbody><tr><td>605 / US3</td><td>Polished Brass</td></tr><tr><td>606 / US4</td><td>Brushed Brass</td></tr><tr><td>611 / US9</td><td>Polished Bronze</td></tr><tr><td>612 / US10</td><td>Brushed Bronze</td></tr><tr><td>613 / US10B</td><td>Oil Rubbed Bronze</td></tr><tr><td>626 / US26D</td><td>Brushed Chrome</td></tr><tr><td>629 / US32</td><td>Polished Stainless Steel</td></tr><tr><td>693 / SPBLK</td><td>Black Painted</td></tr><tr><td>695 / SP313</td><td>Dark Bronze Painted</td></tr></tbody></table>				605 / US3	Polished Brass	606 / US4	Brushed Brass	611 / US9	Polished Bronze	612 / US10	Brushed Bronze	613 / US10B	Oil Rubbed Bronze	626 / US26D	Brushed Chrome	629 / US32	Polished Stainless Steel	693 / SPBLK	Black Painted	695 / SP313	Dark Bronze Painted
605 / US3	Polished Brass																				
606 / US4	Brushed Brass																				
611 / US9	Polished Bronze																				
612 / US10	Brushed Bronze																				
613 / US10B	Oil Rubbed Bronze																				
626 / US26D	Brushed Chrome																				
629 / US32	Polished Stainless Steel																				
693 / SPBLK	Black Painted																				
695 / SP313	Dark Bronze Painted																				



1075



1035



630

**FSB Lever Trims  
available in 630/  
US32D Brushed  
Stainless Steel**



1076



1147



1016



1119



1093



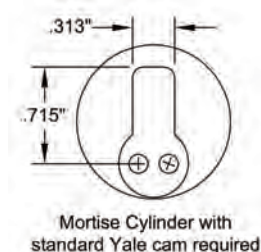
1058

#### BHMA Function/Description For All Lever Trims

- 02 - Entrance by trim when actuating bar is dogged (dummy trim)
- 08 - Entrance by lever. Key locks or unlocks lever.
- 09 - Entrance by lever only when released by key. Key removable only when locked.
- 10 - Entrance by lever. Inside or outside key locks or unlocks lever.
- 14 - Entrance by trim when latch bolt is released by knob or lever. Always active, no cylinder.
- EU - Electric Lock/Unlock - Fail Secure (FSE) or Fail Safe (FSA) - Specify handing (Not field reversible)

#### Technical Information

- D Trims are Forged Brass
- FSB Levers are Forged Steel
- A short cylinder collar is supplied for mortise cylinders 1" to 1-1/8" long. For cylinders greater than 1-1/8", order tall cylinder collar part #100752-X
- KN - Knurling available on all standard levers
- When ordered with device, trim will match mounting plate specified
- Wide stile trim configured for use with BP1 mounting plate - Call factory for retrofit applications



**Where Trust is Built™**  
**DETEX®**  
**Life Safety and Security Door Hardware**

Detex Corporation  
302 Detex Drive  
New Braunfels, Texas 78130-3045 USA  
PH. (830) 629-2900  
(800) 729-3839  
FAX (800) 653-3839  
<http://www.detex.com>  
USA Sales:  
[marketing@detex.com](mailto:marketing@detex.com)  
International Sales:  
[export@detex.com](mailto:export@detex.com)