



CM-54i
(with switch, square surface)



CM-55i
(with switch, square flush)



CM-57GR
(with switch, sound flush)

CM-54i, CM-55i AND CM-57GR ILLUMINATED PUSH PLATE KITS

FEATURES

- ILLUMINATED SURFACE AND FLUSH MOUNTING BOXES, COMPATIBLE WITH CAMDEN CM-45 AND CM-46 4 1/2" SQUARE AND CM-40 4 1/2" ROUND PUSH PLATE SWITCHES
- HIGH EFFICIENCY LED TECHNOLOGY
- IMPROVES SWITCH VISIBILITY, EVEN IN BRIGHT DAY LIGHT
- SELECTABLE 12 OR 24V AC/DC
- FLAME AND IMPACT RESISTANT POLYCARBONATE BOX
- SELECTABLE BLUE/GREEN/RED ILLUMINATION COLOR (CM-54 AND CM-55 SQUARE MODELS)
- FIELD SELECTABLE ILLUMINATION (IDLE AND ACTIVE)
- CHANGE OF COLOR ACTIVATED DIRECTLY (BY SWITCH), OR REMOTELY (BY CONTROL RELAY OR ACCESS CONTROL SYSTEM)
- AUDIBLE (SOUNDER) CONFIRMATION OF SWITCH ACTIVATION (SELECTABLE 'ON' / 'OFF')
- FORM 'C' CONTACTS, RATED 3 AMPS.
- OPTION FOR LAZERPOINT RFT™ WIRELESS TRANSMITTER
- DIRECT POWER CONNECTION FOR TX-9 TRANSMITTER MEANS NO BATTERIES REQUIRED
- OPTION FOR SIGNAGE FOR RESTROOM CONTROL APPLICATIONS

DESCRIPTION

Camden Door Controls, Aura™ CM-54i, 55i and 57GR square and round illuminated push plate kits provide high visibility and enhanced user convenience in ADA compliant automatic door and other applications. The enclosures provide field selection of "idle" color ("on" during the normal state) and "active" color ("on" when the switch is pressed or relay is activated), and an audible sounder and Form 'C' contact.

Aura™ illuminated mounting boxes are compatible with the widest range of 4 1/2" square and round All-Active™ push plate switches in the industry. Options include a complete selection of stock and custom graphic designs, and 9 architectural finishes (including polished brass and bronze).

SPECIFICATIONS

OPERATING VOLTAGE:	12 OR 24V AC/DC
CURRENT DRAW:	130mA.
LUMINA:	5760 MCD. (RED), 3780 MCD. (GREEN), 1500 MCD. (BLUE)
CONTACT TYPE:	1 FORM 'C'
CONTACT RATING:	3 AMPS @ 24V AC/DC
SOUNDER:	85DB
DIMENSIONS:	CM-54i: 5 1/4" H x 5 1/4" W x 2 1/8" D (133mm x 133mm x 54mm) CM-55i: 6 1/2" H x 6 1/2" W x 2" D (165mm x 165mm x 51mm) CM-57GR: 6 5/8" Dia. x 2" Dia. (168mm x 51mm)

ORDERING INFORMATION

AURA™ ILLUMINATED ENCLOSURES

CM-54i	SURFACE, 4 1/2" SQUARE, AURA™ ILLUMINATED. BLUE, GREEN, RED
CM-55i	FLUSH, 4 1/2" SQUARE, AURA™ ILLUMINATED. BLUE, GREEN, RED
CM-57GR	FLUSH, 4 1/2" ROUND, AURA™ ILLUMINATED GREEN/RED

AURA™ ILLUMINATED SWITCH KITS - SURFACE MOUNT

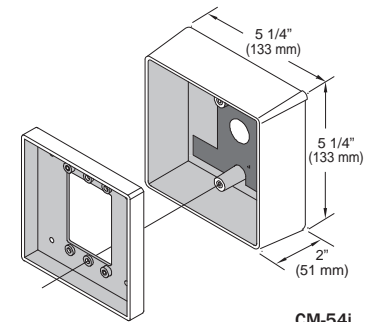
CM-45/X54	4 1/2" SQUARE PUSH PLATE (CONCEALED SCREWS)
CM-46/X54	4 1/2" SQUARE PUSH PLATE (EXPOSED SCREWS)

AURA™ ILLUMINATED SWITCH KITS - FLUSH MOUNT

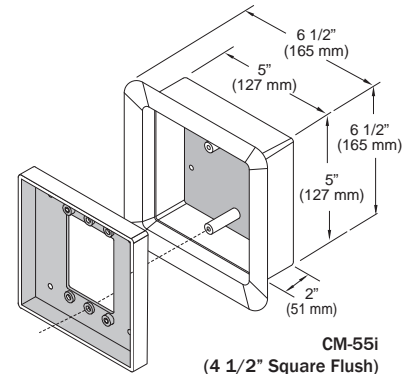
CM-40/XGRF	4 1/2" ROUND PUSH PLATE
CM-45/X55	4 1/2" SQUARE PUSH PLATE
CM-46/X55	4 1/2" SQUARE PUSH PLATE

AURA™ RESTROOM CONTROL SIGNS

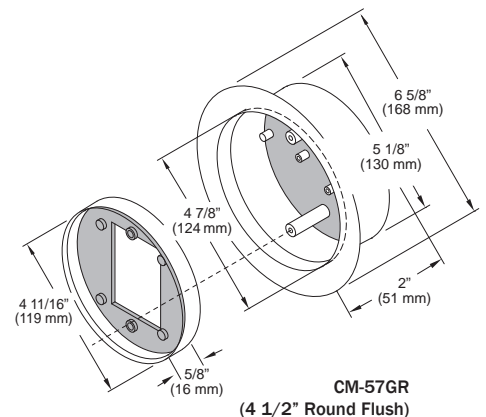
/SE1	ENGLISH, FOR CM-54 SQUARE SURFACE ILLUMINATED MOUNTING BOX. DOUBLE SIDED SIGN: 'DOOR LOCKED WHEN RED' / 'UNLOCKED WHEN GREEN' AND 'OCCUPIED WHEN RED' / 'VACANT WHEN GREEN'.
/SF1	FRENCH, FOR CM-54 SQUARE SURFACE ILLUMINATED MOUNTING BOX. DOUBLE SIDED SIGN: 'PORTE BARRÉE' / 'PORTE DÉBARRÉE' AND 'OCCUPÉ' / 'LIBRE'
/SFE1	ENGLISH, FOR CM-55 SQUARE FLUSH ILLUMINATED MOUNTING BOX. DOUBLE SIDED SIGN: 'DOOR LOCKED WHEN RED' / 'UNLOCKED WHEN GREEN' AND 'OCCUPIED WHEN RED' / 'VACANT WHEN GREEN'.
/SFF1	FRENCH, FOR CM-55 SQUARE FLUSH ILLUMINATED MOUNTING BOX. DOUBLE SIDED SIGN: 'PORTE BARRÉE' / 'PORTE DÉBARRÉE' AND 'OCCUPÉ' / 'LIBRE'
/FRE1	ENGLISH, FOR CM-57 ROUND FLUSH ILLUMINATED MOUNTING BOX. DOUBLE SIDED SIGN: 'DOOR LOCKED WHEN RED' / 'UNLOCKED WHEN GREEN' AND 'OCCUPIED WHEN RED' / 'VACANT WHEN GREEN'.
/FRF1	FRENCH, FOR CM-57 ROUND FLUSH ILLUMINATED MOUNTING BOX. DOUBLE SIDED SIGN: 'PORTE BARRÉE' / 'PORTE DÉBARRÉE' AND 'OCCUPÉ' / 'LIBRE'



CM-54i
(4 1/2" Square Surface)



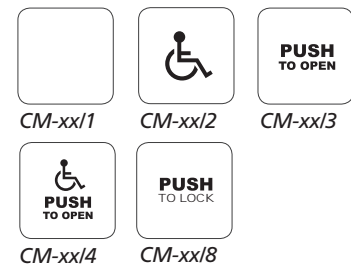
CM-55i
(4 1/2" Square Flush)



CM-57GR
(4 1/2" Round Flush)

GRAPHIC OPTIONS

Stock graphic options for CM-40, CM-45 and CM-46 push plate kits at no extra cost: I1, I2, I3, I4, I8



Refer to catalog or web site for additional cost of other stock graphic options.

Contact Camden customer service for custom graphics, not shown in catalog.

Note: Not DPDT compatible. Enclosure will not accept DPDT contact option.

