



## CM-700 PULL STATIONS

### FEATURES

- AVAILABLE IN BLUE OR YELLOW
- ENGLISH, FRENCH AND SPANISH VERSIONS
- CONVENIENT WIRING TERMINAL
- AVAILABLE WITH N/O, N/C OR BOTH N/O AND N/C SWITCHES, 1 A @ 30V DC
- STANDARD SINGLE GANG MOUNT
- OPTIONAL BUILT-IN 85 dB LOCAL ALARM SOUNDER FOR CM-701
- OPTIONAL GLASS BREAK RODS
- OPTIONAL CLEAR LIFT COVER
- IDEAL FOR USE WITH MAGNETIC LOCKS IN ACCESS CONTROL APPLICATIONS



CM-701



CM-721  
(Show with optional  
lift cover)

### DESCRIPTION

Camden Door Controls, CM-700 Series pull stations meet the stringent demands of emergency pull station controls. They are designed for single gang mounting and protrude only 3/4" from the wall. They are easily reset with a small screwdriver. Available in blue or yellow, they are an ideal solution for varied pull station requirements.

### APPLICATION

Camden Door Controls, CM-700 series pull stations are the ideal solution wherever an emergency release is required. Applications include Door Release and on emergency exit doors. Not rated for fire alarm applications.

### ARCHITECTS/ENGINEERS SPECIFICATIONS

All pull stations on the site /complex shall be single action. Units shall be constructed of extruded aluminum. Pulling the handle shall initiate immediate operation of the attached circuitry. All manual pull stations shall be installed as per the specific requirements outlined in the UL / ULC codes, as well as all other applicable national or local codes.

KEY SWITCHES

PUSH BUTTONS

MOUNTING OPTIONS

RF CONTROLS

HANDS-FREE SWITCHES

SPECIAL PURPOSE SWITCHES

KEYPADS

ACCESSORIES

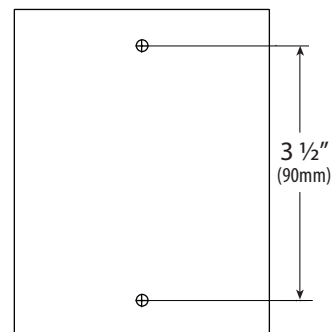
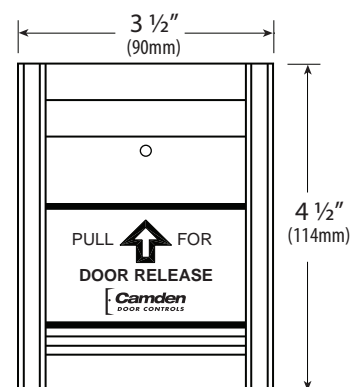
## ORDERING INFORMATION

MODEL	MODEL	MODEL	DESCRIPTION
<b>BLUE PULL STATIONS*</b>			
<b>1 X N/C*</b>	<b>2 X N/C*</b>	<b>1 N/O + 1 N/C*</b>	
CM-701	CM-702	CM-703	PULL FOR DOOR RELEASE
CM-701SO			WITH LOCAL ALARM SOUNDER
<b>YELLOW PULL STATIONS*</b>			
<b>1 X N/C*</b>	<b>2 X N/C*</b>		
CM-721	CM-722		PULL IN CASE OF EMERGENCY
<b>LIFT COVER/BREAK RODS</b>			
CM-XXX-PC			CLEAR LIFT COVER ADD
CM-700GL			PLASTIC GLASS-BREAK RODS

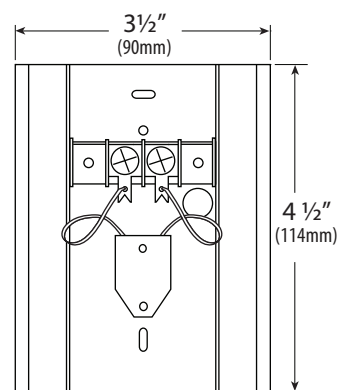
**\*NOTE:** Switch configurations indicated are when the pull station cover is closed/ reset. When pull stations are released, switch contacts will be opposite to those indicated above.

### FOR FACEPLATE GRAPHIC LABELS, ADD:

- /E: 'PULL IN CASE OF EMERGENCY'
- /BE: 'PULL IN CASE OF EMERGENCY/  
TIRER EN CAS D'URGENCE'
- /SP: 'JALE EN CASO DE EMERGENCIA'
- /EA: 'PULL FOR EMERGENCY ASSISTANCE'
- /EDR: 'PULL FOR EMERGENCY DOOR RELEASE'



MOUNTING DIAGRAM



BACK WIRING TERMINAL  
N/O, N/C CONTACTS