

SARGENT®

ASSA ABLOY

Keypad (KP) Series

Standalone Access Control Products



Standalone Access Control Products

Keypad (KP) Series

Overview and Features	1
10 Line Cylindrical Locks.....	2
8200 Series Mortise Locks	3
80 Series Exit Devices.....	4
Finishes, ET Trim and Handing	5
Standard and Coastal Series Levers, Rose and Thumbturn Designs	6
Studio Collection Levers.....	7-8
Mechanical and Cylinder Options.....	9
Cylinder Options	10
Cylinder Options and Shipping Info.....	11
Architectural Specifications	12

Note: Any retrofit or other field modification to a fire rated opening can potentially impact the fire rating of the opening, and Sargent Manufacturing Company makes no representations or warranties concerning what such impact may be in any specific situation. When retrofitting any portion of an existing fire rated opening, or specifying and installing a new fire-rated opening, please consult with a code specialist or local code official (Authority Having Jurisdiction) to ensure compliance with all applicable codes and ratings

SARGENT®

ASSA ABLOY



MicroShield®

As part of their promise to provide innovative solutions to their customers, certain ASSA ABLOY Group brands offer the MicroShield® technology, a silver-based antimicrobial coating designed to inhibit the growth of bacteria. MicroShield® is a registered trademark of Yale Security Inc., an ASSA ABLOY Group company.

MicroShield® Coating

- Revolutionary finish coating available on all SARGENT product lines, utilizes a silver-based antimicrobial compound from Agion Technologies
- As an integral part of the finish coating, MicroShield® lasts for the life of the hardware
- MicroShield® coating permanently suppresses the growth of bacteria, algae, fungus, mold and mildew. It is effective against a broad spectrum of bacteria.
- Non-toxic and completely safe. The Agion antimicrobial compound is EPA and NSF approved and FDA listed for use in medical and food preparation equipment.
- Applications: Anywhere there is need for a clean environment (hospitals, laboratories, schools, medical centers, daycare, food processing etc.)



Agion has achieved:



Agion's silver antimicrobial has been certified for its material content, recyclability, and manufacturing characteristics. Cradle To Cradle Certified^{CM} products meet established standards for human health, environmental health and recyclability.

Cradle To Cradle Certified^{CM} is a certification mark of MBDC.

On The Cover

- SARGENT KP10G77

Overview and Features

Keypad (KP) Series

Overview

The KP Series Keypad locks are designed for openings that require standalone, basic authorized entry capabilities. They are battery powered, motor driven, self contained locks that use a microprocessor based controller with non-volatile memory. All programming is done at the door using the keypad with functions selected by the user according to opening requirements.

Combined with the physical security of an ANSI Grade 1 mechanical locking mechanism (cylindrical, mortise or exit device), these locks provide the security and functionality needed to control access to storerooms, offices, stairwells, conference rooms and rest rooms. With the cylinder override feature, the keypad lock can be readily integrated into a new or existing master keyed system.

Features of the Keypad Operated Products

- Non-volatile memory
- All programming at keypad
- Keypad made of ultraviolet stable textured material
- Operating temperature for keypad: 4°F – 140°F
- Adjustable unlock time
- LEDs on keypad
 - Green indicates unlocked
 - Yellow indicates programming mode
 - Flashing green and solid yellow indicates deadbolt thrown
- Use on exterior doors with weatherseal gasket and shroud
- UL Listed for fire doors (12 - required for KP8800/8900 Series)
- UL Listed to Canadian safety standards
- Built-in remote "Request to Enter" requires wire harness (52-2071)
- User Codes - over 1,100,000 possible user combinations
 - 100 user codes
 - Operates utilizing any one to six digits per code - digits may be repeated or start with "0"
 - One master code - assigns emergency, supervisory and user codes, allows access during low battery
 - One emergency code - allows entry when deadbolt is thrown (KP8276/KP8277) or during low battery
 - One supervisory code - allows temporary lockout of selected users, changes unlock time duration, requests infrared interrogation output, and may add user codes
 - "One time" user codes allows visitors "one time" entry
 - Entry of three wrong user codes in succession disables all codes for ten seconds
 - Unit can be put in "passage only" mode at keypad
- Low battery indication - four chirps after code entry
- Operates with 4 "C" alkaline batteries (included)
- Typical 40,000 operations per set of batteries
- Infrared link to DTD to view audit trail

10 Line Cylindrical Locks

Keypad (KP) Series

The Keypad Operated Products 10 Line Cylindrical lock is available with a wide selection of lever designs and hardware finishes. Its unique design provides uniformity when used with other SARGENT locks at a facility. The KP products offer economical, standalone access control solutions.

Mechanical Features

- Certified ANSI A156.2 Series 4000 - Grade 1
- UL listed to U.S.A. and Canadian safety standards Listed for 3 hour doors (double doors require 41 - option)
- Motor driven 10 Line cylindrical lock
- Latchbolt brass, 1/2" (13mm) throw; UL Listed 3/4" (19mm) throw (41- option) available
- 2-3/4" (70mm) backset standard. Consult factory for other backsets available
- Non handed
- Heavy duty lever spring return rose assembly
- Steel spacer bushing and extended one-piece bearing sleeves
- Steel mounting studs
- 3 through-bolt position combinations
- Key override standard
- Includes code to activate horn when keypad buttons are pushed
- Not available with 10-UL-, 82-, F1-82, 83-, F1-83, or 84- options
- For 1-3/4" (44mm) thick doors standard

KP10G77 Entry Lock With Cylinder

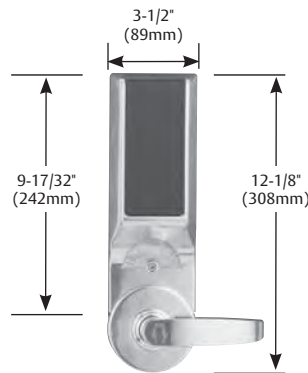
- Lever inside always retracts latchbolt
- Key outside retracts latchbolt
- Outside lever rigid except when in passage mode or valid user code entered

Cylindrical Lock Functions

If the lock needs to have:	Then select:		
	Series	Type	Function
Cylinder override standard feature	KP	10	G77

Inside Escutcheon

- Zinc die cast
- Projection at bottom 9/32" (7mm)
- Projection at top 2-1/8" (54mm)
9-17/32" (242mm) Inside Escutcheon



Ordering KP Cylindrical Locks

Options	Series	Type	Function	Roses	Levers	Finish	Hand
Select from pages 9 - 11	Select from KP Cylindrical Lock Function chart above			Select rose & finish from page 5, and lever from page 6			RHR, LHR, RH or LH
28-	KP-10G77			G	L	03	RH

Note: Specify 28- for 808 ANSI Strike (Standard strike is the 2-3/4" T strike)

8200 Series Mortise Locks

Keypad (KP) Series

The Keypad Operated Products motorized 8200 Series Mortise Lock has a clean, crisp design and is available with the SARGENT Studio Collection, Coastal Series and traditional lever designs along with a full array of finishes. The mortise locks offer economical access control solutions for stand-alone applications. The mortise locks are available with or without deadbolt and with or without cylinder override. KP Series mortise locks feature Ecoflex™ technology for improved battery life.

Mechanical Features

- Certified to ANSI/BHMA A156.13 Series 1000 Operational Grade 1 and Security Grade 1 with all standard trims
- Motor driven 8200 Series mortise lock
- Stainless steel 3/4" (19mm) projection one-piece, anti-friction reversible latch
- Stainless steel non-handed auxiliary deadlatch
- Specify hand on order. Easily field reversible without disassembling lock body
- Includes code to activate horn when keypad buttons are pushed
- Lever trim through-bolted for increased security and durability
- 1-3/4" (44mm) door standard. Consult factory for other thicknesses
- 4-3/4" (121mm) minimum stile for electrical function locks

Keypad Operated Products Mortise Lock Functions

All KP Mortise functions feature:

- Deadlatch deadlocks latchbolt
- Inside lever retracts latchbolt (and deadbolt simultaneously) at all times

Cylinder Override Function features:

- Key outside retracts latchbolt
- Cylinder override requires a #41 Cylinder (1-1/8")

Deadbolt Function features:


- When deadbolt thrown, outside lever operable only with Emergency or Master code
- 1" hardened stainless steel deadbolt
- Thumbturn retracts and projects deadbolt

Mortise Lock Functions

If the lock needs to have:	Then select:		
	Series	Type	Function
Cylinder override and deadbolt	KP	82	76
Cylinder override and no deadbolt	KP	82	78
Deadbolt and no cylinder override	KP	82	77
No deadbolt and no cylinder override	KP	82	79

Inside Escutcheon

- Zinc die cast
- Projection at bottom 9/32" (7mm)
- Projection at top 2-1/8" (54mm)



Ordering KP Mortise Locks

Options	Series	Type	Function	Roses	Levers	Finish	Hand
Select from pages 9 - 11	Select from KP Mortise Lock Function chart above			Select rose from page 5, lever from Pages 6 - 8, and finish from page 5			RHR, LHR, RH or LH
3-10-	KP-8276			LN	MX	26D	RH

80 Series Exit Devices

Keypad (KP) Series

The Keypad Operated Products 80 Series Exit Devices provide economical access control in many different environments.

Mechanical Features:

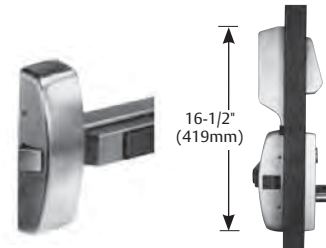
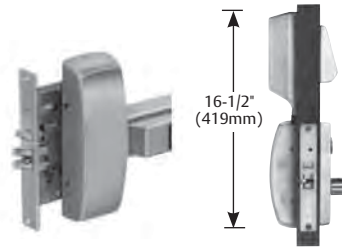
- Certified to ANSI A156.3 Grade 1 requirements
- Latchbolt 3/4" (19mm) projection
- Cylinder override use 34 rim cylinder, 8877; 46 mortise cylinder, 8977
- 8977 not available with 70-, 72-, 73-, 73-7P-, SC- or SE- options
- Includes code to activate horn when keypad buttons are pushed
- Center Case Chassis – non ferrous alloy (except 12-KP8877 & 12-KP8878)
- KP Rim Devices use 649 strike and KP Mortise Lock Devices use C908 strike
- Rim exit devices are non handed; mortise exits are handed

All KP Exit Devices feature:

- Push Rail always retracts latchbolt allowing free egress
- Lever outside active in "passage" mode or with valid user code

Rail Sizes:

- E Rail - 24" to 32" Doors
- F Rail - 33" to 36" Doors
- J Rail - 37" to 42" Doors
- G Rail - 43" to 48" Doors

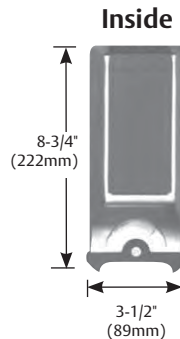


Exit Device Functions

	Mortise Exit			Rim Exit		
	Then select:			Then select:		
If the lock needs to have:	Series	Type	Function	Series	Type	Function
Cylinder override	KP	89	77	KP	88	77
No cylinder override	KP	89	78	KP	88	78

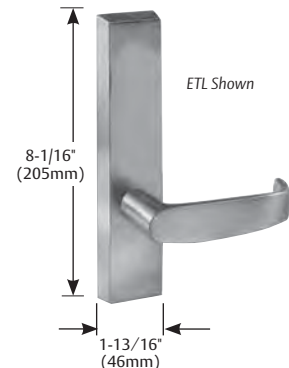
Escutcheon

- Zinc die cast
- Fits above the center chassis cover
- Projection at top 2-1/8" (54mm)



Outside ET Lever Control

- Cast escutcheon
- KP8877 uses 777-8 ET control
KP8878 uses 778-8 ET control
- KP8977 uses 777 ET control
KP8978 uses 778 ET control



Ordering KP Exit Devices

Options	Series	Type	Function	Rail	Trim / Lever	Hand	Finish	Door Width
Select from pages 9 - 11	Select Device Type, Function & Rail Size from chart above				ET followed by lever designation from page 6 - 8	RHR or LHR	Select from pages 5	If supplied, rails will be cut to size
12-	KP-8877F				ETL	RHR	32D	36"

Copyright © 2005-2012, 2014, Sargent Manufacturing Company, an ASSA ABLOY Group company. All rights reserved. Reproduction in whole or in part without the express written permission of Sargent Manufacturing Company is prohibited.

Finishes, ET Trim and Handing

Keypad (KP) Series

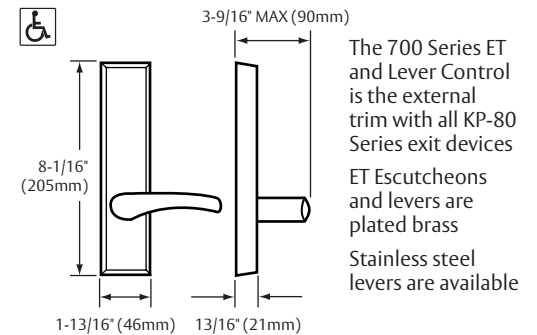
Finishes

SARGENT offers many different finishes for KP products. Please reference the chart below for finishes available.

	Finishes	ANSI	Mortise Locks	Cylindrical Locks	Exit Devices
03	Bright brass	605	X	X	X
04	Satin brass	606	X	X	X
09	Bright bronze	611	X	X	X
10	Satin bronze, clear powder	612	X	X	X
10B	Oxidized satin bronze oil rubbed	613	X	X	X
10BE	Dark Oxidized Satin Bronze — equivalent	613E	X	X	X
10BL	Oxidized satin bronze, clear power coat	–	X	X	X
14‡	Bright nickel, clear coated	618	X	X	X
15‡	Satin nickel, clear coated	619	X	X	X
20D	Dark statuary bronze, clear powder coat	–	X	X	X
26‡	Bright chrome	625	X	X	X
26D‡	Satin chrome	626	X	X	X
32	Bright stainless steel	629	X	–	X
32D	Satin stainless steel	630	X	–	X

‡ Exit Devices ordered in 32 or 32D will have the ET trims supplied in 26 or 26D; for nickel finished ET trims, specify 14 or 15 finish and the exit will be supplied in 32 or 32D accordingly

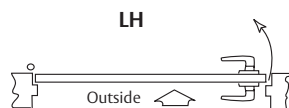
ET Lever Trim for Exit Devices



The 700 Series ET and Lever Control is the external trim with all KP-80 Series exit devices. ET Escutcheons and levers are plated brass. Stainless steel levers are available.

Note: Exit devices are only available with ET Trim

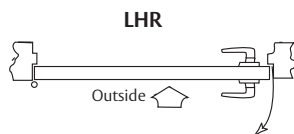
Handing



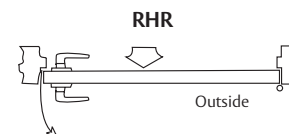
Left Hand Door



Right Hand Door



Left Hand Reverse Door



Right Hand Reverse Door

Standard and Coastal Series Levers, Rose and Thumbturn Designs

Keypad (KP) Series



KP Series products are available with the following identified lever designs to provide uniformity throughout a facility. Lever projection from door surface varies with lock type. KP mortise locks and cylindrical locks are specified by rose design followed by the lever designation (e.g., LNMX). KP Exit devices are specified by the ET designation followed by the lever designation (e.g., ETMX).

Levers

Standard Levers					
Lever	Design	Handed	Mortise Locks	Cylindrical Locks	Exit Devices
A		Yes	X		X
B		-	X	X	X
E		-	X		X
F		-	X		X
J		-	X	X	X
L		-	X	X	X
P		-	X	X	X
W		-	X		X

Note: KP-8200 mortise locks with standard levers are available with LN and O roses only (not available with CO, CR, TO & TR roses)

Coastal Levers					
Lever	Design	Handed	Mortise Locks	Cylindrical Locks	Exit Devices
C		-	X		X
G		Yes	X	X	
R		-	X		X
S		Yes	X		X
Y		Yes	X	X	X

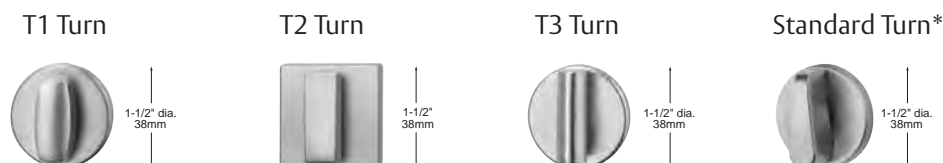
Note: KP-8200 mortise locks with Coastal Series levers are available with CR & TR roses (Not available with LN, O, CO & TO roses)

Roses	Design	Diameter	Mortise Locks	Cylindrical Locks
LN		2"	X	
CR		2-3/16"	X	
TR		2-3/16"	X	
O		2-3/4"	X	
E2		2-11/16"	X	

Roses	Design	Diameter	Mortise Locks	Cylindrical Locks
E3		2-1/16"	X	
CO		2-3/4"	X	
TO		2-3/4"	X	
L		3-1/2"		X
G		3-1/2"		X

Thumbturns

The thumbturn backplate will match the rose design chosen. The turn designation must be specified as an option before the lock order string. *The standard thumbturn will be supplied if T1, T2 or T3 are not listed. See page 8 in the 8200 mortise lock catalog for more information.











Copyright © 2005-2012, 2014, Sargent Manufacturing Company, an ASSA ABLOY Group company. All rights reserved. Reproduction in whole or in part without the express written permission of Sargent Manufacturing Company is prohibited.










90130F 01/03/14



Studio Collection Levers

Keypad (KP) Series

Studio Collection Levers are available with the 8200 Series Mortise Locks. With Exit Device, the Studio Collection is available with the ET trim creating uniformity throughout a facility.

Aventura Series				
Lever	Design	Handed	Mortise Locks	Exit Devices
MB		-	X	X
ME		-	X	X
MF		-	X	X
NF*		-	X	X
MG		-	X	X
MI		-	X	X
NI*		-	X	X
MW*		-	X	X







Odeon Series				
Lever	Design	Handed	Mortise Locks	Exit Devices
MN		Yes	X	X
MH		Yes	X	X
MK		Yes	X	X
MS		Yes	X	X
MU		Yes	X	X
MV		Yes	X	X
NS*		Yes	X	X
NU*		Yes	X	X
MX*		Yes	X	X







Rialto Series				
Lever	Design	Handed	Mortise Locks	Exit Devices
MO		Yes	X	X
MZ*		Yes	X	X









* Lever returns within 1/2" (13mm) of door face

** Gramercy levers are customized. Refer to page 7 for ordering information.

***Contact factory for current lead times

Notting Hill Series				
Lever	Design	Handed	Mortise Locks	Exit Devices
MA***		Yes	X	X
MQ		Yes	X	X
MT		Yes	X	X
MM		Yes	X	X
MR***		Yes	X	X
MY*		Yes	X	X

Centro Levers				
Lever	Design	Handed	Mortise Locks	Exit Devices
MC***		-	X	X
MD		-	X	X
MJ		-	X	X
MP		-	X	X
ND*		-	X	X
NJ*		-	X	X

Gramercy Levers**				
Lever	Design	Handed	Mortise Locks	Exit Devices
RCM		-	X	X
RAL		-	X	X
REM		-	X	X
RAM		-	X	X
RAS		-	X	X
RAW		-	X	X
RAG		-	X	X
RGM		-	X	X

Copyright © 2005-2012, 2014, Sargent Manufacturing Company, an ASSA ABLOY Group company. All rights reserved. Reproduction in whole or in part without the express written permission of Sargent Manufacturing Company is prohibited.

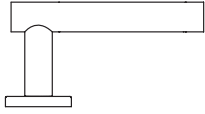
Studio Collection Levers

Keypad (KP) Series

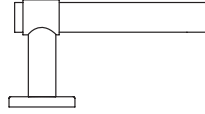
SARGENT®

ASSA ABLOY

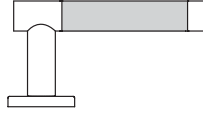
Gramercy Series Levers



REM, RGM



RCM



RAG, RAL, RAM, RAS, RAW

Gramercy Finish Codes

BHMA Finish	SARGENT Finish	Gramercy Code*	Description
630	32D	30	Satin Stainless Steel
629	32	29	Bright Stainless Steel
N/A	N/A	BH	Birch (wood insert)
N/A	N/A	BK	Black (Santoprene™ or leather insert)
N/A	N/A	BN	Brown (leather insert)

*Code used to specify Gramercy Series finishes only. Use available finishes list to specify desired finish when ordering.

Gramercy Lever Descriptions & Available Finishes

Lever Designation	Lever Description	Available Finishes (AS ORDERED)
RAG	Grooved Insert	2929 or 3030
RAL	Leather Insert	29BK, 29BN or 30BK, 30BN
RAM	Metallic Insert	2930** only
RAS	Santoprene Insert	29BK or 30BK
RAW	Wood Insert	29BH or 30BH
RCM	Raised Band	2929, 3030 or 2930**
REM	Plain	2929 or 3030
RGM	Two Grooves	2929 or 3030

**Two-tone finish - grip of lever is 32D, balance of lever is 32. Rose/escutcheon and lock finish will be 32.

To order Gramercy Series levers with SARGENT products, see the examples below. When specifying finish, use the last two digits of the BHMA standard finish code, i.e. use "29" for polished stainless, BHMA finish 629.

How to Order: KP- Mortise Locks x Gramercy Levers

Options	Series/Type	Function	Rose	Lever	Finish	Hand
select from pages 9 - 11	KP-82	select from page 3	select from below	Leather insert	Bright stainless steel with brown leather	RHR, RH, LHR, or LH
10-	KP-82	76	LN	RAL	29BN	RH

How to Order: KP- Exit Device x Gramercy Levers

Options	Series	Type	Function	Rail Size	Trim	Lever	Finish	Inside Finish	Door Width
select from pages 9 - 11	Select from 80 Series Exit Device Function chart from page 4			E, F, J or G	ET Series	Leather insert	Bright stainless steel with brown leather	select from page 5	
10-	KP	88	77	F	ET	RAL	29BN	32D	36"

Copyright © 2005-2012, 2014, Sargent Manufacturing Company, an ASSA ABLOY Group company. All rights reserved. Reproduction in whole or in part without the express written permission of Sargent Manufacturing Company is prohibited.

90130F 01/03/14

Mechanical and Cylinder Options

Keypad (KP) Series

Mechanical Options:

Added Strength	3	Stainless steel hubs for institutional specifications (KP8200 Series only)
Fire Rated	12-	UL Fire Label Exit hardware (KP8800 & KP8900 series Exits Only) (not available with 16-)
Cylinder Dogging	16-	Cylinder Rail Dogging with # 41 Cylinder (not available with 12-, 57, 59- or AL- option) (KP8800 & KP8900 Series Exits)
Less Touch Pad	19-	Pushbar without Lexan touchpad (KP8800 & KP8900 Series Exits)
Flat Lip Strike	23-	Flat 4-7/8" (124mm) ANSI strike (KP8200 Series Mortise)
Backset Options	23-	3-3/4" (95mm) Backset (for KP10G77 only)
	25-	5" (127mm) Backset (for KP10G77 only)
Strike	28-	4-7/8" Curved Lip Strike #808 (KP10G77 only)
Security Fasteners	36-	Six lobe security head screws
	37-	Spanner head screws
Double Doors	41-	3/4" Throw Latchbolt x 2-3/4" Backset
Tactile Warning Options	75-	Tactile Warning - Milled Inside Lever (Not available with Exit Devices, Studio & Coastal Levers and the A Lever)
	76-	Tactile Warning - Milled Outside Lever (Not available with Studio & Coastal Levers and the A Lever)
	77-	Tactile Warning - Milled Inside & Outside Lever (Not available with Exit Devices, Studio & Coastal Levers and the A Lever)
	85-	Tactile Warning - Abrasive Coating on Inside Lever (or Push Rail for Exits)
	86-	Tactile Warning - Abrasive Coating on Outside Lever
	87-	Tactile Warning - Abrasive Coating on Outside Lever & Inside Lever (or Push Rail for Exits)
	CPC-	Clear Powder Coat (Available for 26, 26D, 32 & 32D Finishes)
	SG-	MicroShield® antimicrobial clear powder coat

Cylinder Options:

Degree Key System	DG1-	SARGENT Degree Key System Level 1
	DG1-21-	Degree Level 1 Construction Master Keying
	DG1-60-	Degree Level 1 Removable Disposable Construction Core (not available with cylindrical locks)
	DG1-63-	Degree Level 1 Removable Core (not available with cylindrical locks)
	DG1-64-	Degree Level 1 Removable Construction Keyed LFIC (not available with cylindrical locks)
	DG1-65-	Degree Level 1 Unassembled/Uncombined Core
	DG1-78-	Degree Level 1 Exposed Plug (not available with cylindrical locks or exit devices)
	DG2-	SARGENT Degree Key System Level 2
	DG2-21-	Degree Level 2 Construction Master Keying
	DG2-60-	Degree Level 2 Removable Disposable Construction Core (not available with cylindrical locks)
	DG2-63-	Degree Level 2 Removable Core (not available with cylindrical locks)
	DG2-64-	Degree Level 2 Removable Construction Keyed LFIC (not available with cylindrical locks)
	DG2-65-	Degree Level 2 Unassembled/Uncombined Core
	DG2-78-	Degree Level 2 Exposed Plug (not available with cylindrical locks or exit devices)
	DG3-	SARGENT Degree Key System Level 3
	DG3-21-	Degree Level 3 Construction Master Keying
	DG3-60-	Degree Level 3 Removable Disposable Construction Core (not available with cylindrical locks)
	DG3-63-	Degree Level 3 Removable Core (not available with cylindrical locks)
	DG3-64-	Degree Level 3 Removable Construction Keyed LFIC (not available with cylindrical locks)
	DG3-78-	Degree Level 3 Exposed Plug (not available with cylindrical locks or exit devices)

Note: More Cylinder Options on the following page

Cylinder Options

Keypad (KP) Series



Cylinder Options:

Degree Key System	DG1-	SARGENT Degree Key System Level 1
	DG1-21-	Degree Level 1 Construction Master Keying
	DG1-60-	Degree Level 1 Removable Disposable Construction Core (not available with cylindrical locks)
Signature Key System	10-	SARGENT Signature Key System (Not Available with other Key Systems)
	10-21-	SARGENT Signature Construction Key System (Lost Ball)
	10UL-	SARGENT Signature UL437 Key System (Not Available with other Key Systems)
Signature Large Format Interchangeable Core	10-63-	SARGENT Signature Large Format Interchangeable Core (Removable Core) Cylinder
XC- Key System	11-	XC Key System (not available with 10-, 10UL-, 22-)
	11-21-	XC- Construction Key System (Lost Ball)
XC- Large Format Interchangeable Core	11-60-	Hardware to accept XC- Permanent LFIC (Removable Core), Disposable plastic Core- provided
	11-63-	Hardware provided with XC- LFIC (Removable Core) Cylinder - (Includes masterkeying, grand masterkeying)
	11-64-	Hardware provided with Keyed construction core to accept XC- LFIC (Removable) Permanent Core (ordered separately)
XC- Interchangeable Cores	11-70-7P-	Hardware to accept XC- SFIC (7-Pin)XC- Permanent Cores, plastic disposable core provided (10 Line J lever not available)
	11-72-7P-	Hardware to accept XC- SFIC (7-Pin Keyed Construction Core provided) cylinder Permanent core ordered separately (10 Line J lever not available)
	11-73-7P-	Hardware supplied with XC- Small Format 7-Pin interchangeable core (Includes masterkeying, grand masterkeying) (10 Line J lever not available)
	11-65-73-7P-	Hardware provided to accept XC- Uncombined 7-Pin SFIC (Permanent) Core (10 Line J lever not available)
Construction Key Systems	21-	SARGENT Lost Ball Construction Keying for Conventional, XC and Signature Series (N/A with 63- or 73-)
	22-	SARGENT Construction Split Key System for Conventional Cylinders (Existing Systems Only) (N/A with 10-, 11-, 63- or 73-)
Old Style Removable Core	51-	Removable Core Cylinder (Old Style) provided (Existing Systems Only)
	52-	Removable Construction Core (Old Style) Permanent Core ordered separately (Existing Systems Only)
Large Format Interchangeable Core	60-	Hardware to accept SARGENT Permanent LFIC (Removable Core), Disposable Plastic Core provided (Permanent Cores ordered separately)
	63-	Hardware provided with LFIC (Removable Core) Cylinder - (Includes masterkeying, grand masterkeying)
	64-	Hardware provided with Keyed construction core to accept LFIC (Removable) Permanent Core (ordered separately)
Interchangeable Cores	70-	Hardware to accept 6 or 7-Pin SFIC Permanent Cores, Plastic Disposable Core provided (10 Line J lever not available)
	72-	Hardware to accept 6 or 7-Pin SFIC (Keyed Construction Core provided) Cylinder (10 Line J lever not available) (Permanent Core ordered separately)
	73-	Hardware supplied with 6 pin SFIC (Includes masterkeying, grand masterkeying) (10 Line J lever not available)
	65-73-	Hardware provided to accept Uncombined 6-Pin SFIC (Permanent) Core (10 Line J lever not available)
	65-73-7P-	Hardware provided to accept Uncombined 7-Pin SFIC (Permanent) Core (10 Line J lever not available)
	73-7P-	Hardware supplied with Small Format 7-Pin Interchangeable Core (Includes masterkeying, grand masterkeying) (10 Line J lever not available)

Note: More Cylinder Options on the following page

Cylinder Options and Shipping Information

Keypad (KP) Series



Cylinder Options:

Keso & Keso F1	81-	Hardware provided with housings to accept Keso (83) & Keso F1 (F1-83-) removable cores (Not available with 10 Line) (Permanent Cores ordered separately)
	82-	Hardware provided with SARGENT Keso Security Cylinder
	F1-82-	Hardware provided with SARGENT Keso F1 Security Cylinder (Patented)
	83-	Hardware supplied with SARGENT Keso Security Removable Core cylinder (Not available with 10 Line)
	F1-83-	Hardware supplied with SARGENT Keso F1 Security Removable Core cylinder (Not available with 10 Line) (Patented)
	84-	Hardware provided with SARGENT Keso Construction Cores (Not available with 10 Line) (Permanent Cores ordered separately)
Bump Resistant	BR-	Bump Resistant Cylinder (Available with Conventional & Conventional XC Cylinders Only)
Less Cylinder	LC-	Hardware supplied less cylinder
Accept Schlage Cylinders	30-	Lever to accept Schlage Cylinder-Cylinder is not provided (10 Line only)
	SF-	L Lever to accept Medeco KeyMark Large Format Interchangeable and Schlage Full Size Interchangeable Core (10 Line only)
Schlage Keyways	SC-	Schlage C keyway cylinder, 0 bitted (Not available with 8900 Series exit devices)
	SE-	Schlage E keyway cylinder, 0 bitted (Not available with 8900 Series exit devices)

Note: V-10 cylinders and information contact ASSA, Inc. @ 800-235-7482

Note: To order the KP-10 Line lock for use with ASSA V-10 (VA & VS) cylinders, specify the less cylinder (LC-) option and the lever will accept VA & VS cylinders. (VC- & VC-VS- ASSA cylinders are not available with KP-10 Line locks)

Shipping Information

Lock	Shipping Weight	Pc. Count/Carton
KP8276 x lever trim (with cylinder)	10.0 lbs (4.5 kg)	1/carton
KP8277 x lever trim (no cylinder)	9.5 lbs (4.3 kg)	1/carton
KP8278 x lever trim (with cylinder/no deadbolt)	10.0 lbs (4.5 kg)	1/carton
KP8279 x lever trim (w/o cylinder/no deadbolt)	9.5 lbs (4.3 kg)	1/carton
KP8877	16 lbs (7.3 kg)	1/carton
KP8977	18 lbs (8.2 kg)	1/carton
KP10G77 LL	9.75 lbs (4.4 kg)	1/carton