

General Info.

Original Equipment Manufacturer (OEM) Program

The OEM contracts with ASSA to have exclusive rights to distribute a specified keyway through installation of the restricted products (key blanks, cut keys, sidebars, complete and sub-assembled cylinders and factory generated key charts) in their product as a component part or as a supplemental product for sale.

Types of Exclusivity

Regionally Exclusive – ASSA establishes an OEM keyway for a large territory such as entire or multiple states/provinces.

Nationally Exclusive – ASSA establishes an OEM keyway for an entire country.

Continentially/Global Exclusive – ASSA establishes an OEM keyway for an entire continent or for global exclusivity.

Electronic Access Control

Keys & Keying

Mortise Cyls.

Keyway Information

Each key control program utilizes a standard cylinder plug profile (broaching). Various sidebar codes are combined with the profile to create different unique keyways. Twin 6000 key blanks produced after August 1988 are stamped with the complete keyway code including both side code and profile, e.g. 507-51. All other series (except C4/CLIQ and CLIQ Remote) will typically only include the side code designation. Please include side code and profile (if applicable) when ordering key blanks and cylinders, except SNS cylinders (See Cylinder form below).

Rim Cyls.

Mogul Cyls.

Cylinder Form

ASSA High Security locks are available in three different forms. When ordering cylinders, please be sure to indicate Cylinder Form.

COMP (Complete) – Fully keyed cylinder. Master keyed, keyed different, and keyed alike items include two cut keys per cylinder.

SUB (Sub-assembled) – Uncombined cylinder includes sidebar mechanism, but no tumbler pins, springs or key blanks. Pin chamber closure strip, plug and screws provided.

SNS (Sub-assembled, No sidebar) – Uncombined cylinder without sidebar and sidebar springs. Includes side pins, side pin springs, standard tailpiece items and pin chamber closure strip.

Note: The SNS option is not available for 600, Twin Low, and Maximum+ Restricted Series cylinders.

IC Core Cyls.

KIK/KIL Cyls.

Deadbolts

Auxiliary Locks

Master Keying

ASSA locks and cylinders may be master keyed to meet virtually any requirement. Contact ASSA Key Records Department to discuss special needs.

Padlocks

Finishes

Standard finishes (shown right). Cylinder plugs and LFIC shells are only available in 626/US26D Satin Chrome and 606/US4 Satin Brass. Antique brass (609) is available for deadbolts only.

Note: See specific product sections of catalog to view available finish options for that product.

Profile Cyls.

Pin Kits Tools & Accessories

Care & Maint.

Technical Specs.

ASSA BHMA Symbol	Equivalent U.S. Symbol	Finish Description
625	US 26	Bright Chrome
626	US 26D	Satin Chrome
605	US 3	Bright Brass
606	US 4	Satin Brass
609	US 5	Antique Brass
624	US 10B	Dark Oxidized
612	US 10	Satin Bronze

ASSA manufactures high security padlocks in three classes, all of which can be integrated into any new or existing ASSA master key system. Our heavy duty padlocks are made from the highest quality materials and have withstood the most rigorous testing procedures. ASSA padlocks are used in a wide variety of applications including storage rooms, perimeter fences, and armories.



Benefits:

- Sturdy design ensures maximum durability
- Class 2 available in key retaining and non-key retaining, extended shackle
- Shackle made of rust resistant case hardened steel
- Hockey Puck style shackleless design provides maximum protection against hacksaw and bolt cutter attacks
- Drain holes to prevent freezing
- No external screws or rivets

Technical Information:

- Class 2 body extruded brass, rust resistant case hardened steel shackle, tensile strength 1.5 tons. (Class 2 not recommended for exterior use)
- Class 2 convertible from key retaining to non-key retaining
- Class 3 body case hardened steel, rust resistant case hardened steel shackle, tensile strength 4.5 tons
- Hockey Puck style body can withstand up to 10,000 lbs of force from bolt cutters
- Stainless steel top pins
- Bottom pins and master pins are nickel silver

Warranty:

- ASSA warrants its cylinders against defective workmanship or wear resulting from defects for one year

Certification:

- All ASSA High Security Padlocks are U.L. 437 listed

General Info.

Electronic Access Control

Keys & Keying

Mortise Cyls.

Rim Cyls.

Mogul Cyls.

IC Core Cyls.

KIK/KIL Cyls.

Deadbolts

Auxiliary Locks

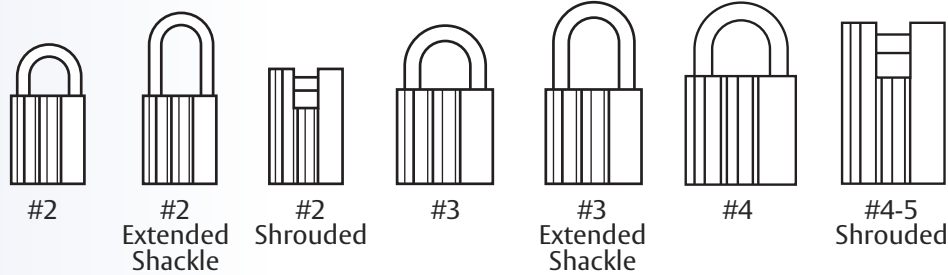
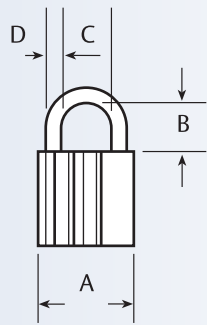
Padlocks

Profile Cyls.

Pin Kits Tools & Accessories

Care & Maint.

Technical Specs.



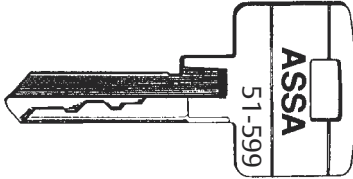
Model#	Notes	Description	A	B	C	D
Maximum +						
98190B		No.2 Non-Key-Retaining	1.900	1.100	0.940	0.315
98190LB		No.2 Non-Key-Retaining Ext. Shackle	1.900	2.035	0.940	0.315
98190SB		No.2 Non-Key-Ret. w/Shrouded Shackle	1.900	0.535	0.475	0.315
98191B		No.2 Key-Retaining	1.900	1.100	0.940	0.315
98191LB		No.2 Key-Retaining Ext. Shackle	1.900	2.035	0.940	0.315
98391B		No.3 Key-Retaining	2.450	1.235	1.295	0.395
98391LB		No.3 Key-Retaining Ext. Shackle	2.450	1.875	1.295	0.395
98391SB		No.3 Key Ret. w/Shrouded Shackle	2.450	0.710	0.590	0.395
98491B		No.4 Key-Retaining	3.150	0.985	0.830	0.550
98591SB		No.5 Key Ret. w/Shrouded Shackle	3.150	0.985	0.830	0.550
Maximum + Restricted Padlocks						
R28190B		No.2 Non-Key-Retaining	1.900	1.100	0.940	0.315
R28190LB		No.2 Non-Key-Retaining Ext. Shackle	1.900	2.035	0.940	0.315
R28191B		No.2 Key-Retaining	1.900	1.100	0.940	0.315
R28191LB		No.2 Key-Retaining Ext. Shackle	1.900	2.035	0.940	0.315
R28391B		No.3 Key-Retaining	2.450	1.235	1.295	0.395
Twin Maximum						
88190B	CLIQ	No.2 Non-Key-Retaining	1.900	1.100	0.940	0.315
88190LB	CLIQ	No.2 Non-Key-Retaining Ext. Shackle	1.900	2.035	0.940	0.315
88190SB	CLIQ	No.2 Non-Key-Ret. w/Shrouded Shackle	1.900	0.535	0.475	0.315
88191B	CLIQ	No.2 Key-Retaining	1.900	1.100	0.940	0.315
88191LB	CLIQ	No.2 Key-Retaining Ext. Shackle	1.900	2.035	0.940	0.315
88391B	CLIQ	No.3 Key-Retaining	2.450	1.235	1.295	0.395
88391LB	CLIQ	No.3 Key-Retaining Ext. Shackle	2.450	1.875	1.295	0.395
88391SB	CLIQ	No.3 Key Ret. w/Shrouded Shackle	2.450	0.710	0.590	0.395
88491B	CLIQ	No.4 Key-Retaining	3.150	0.985	0.830	0.550
88591SB	CLIQ	No.5 Key Ret. w/Shrouded Shackle	3.150	0.985	0.830	0.550
Twin Exclusive						
E65190B		No.2 Non-Key-Retaining	1.900	1.100	0.940	0.315
E65190LB		No.2 Non-Key-Retaining Ext. Shackle	1.900	2.035	0.940	0.315
E65190SB		No.2 Non-Key-Ret. w/Shrouded Shackle	1.900	0.535	0.475	0.315
E65191B		No.2 Key-Retaining	1.900	1.100	0.940	0.315
E65191LB		No.2 Key-Retaining Ext. Shackle	1.900	2.035	0.940	0.315
E65391B		No.3 Key-Retaining	2.450	1.235	1.295	0.395
E65391LB		No.3 Key-Retaining Ext. Shackle	2.450	1.875	1.295	0.395
E65391SB		No.3 Key Ret. w/Shrouded Shackle	2.450	0.710	0.590	0.395
E65491B		No.4 Key-Retaining	3.150	0.985	0.830	0.550
E65591SB		No.5 Key Ret. w/Shrouded Shackle	3.150	0.985	0.830	0.550

CLIQ – Twin Maximum available with CLIQ™ Technology. Example: 88191B x CLIQ x 626 x Sidebar x Comp

Ordering:

When ordering key blanks, the profile and geographically assigned code must be stated.

A. Side bar Code is cut at ASSA Factory only. Key blanks are provided as shown.



B. Side bar code/profile can be identified on key bow. Example: for Twin 6000 Series, 51-599; there are 5 different profiles in the ASSA Twin 6000 Series which are; 50, 51, 52, 61, and 62.

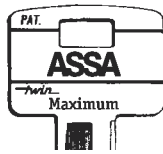


Key Stamping:

All new key blanks and cut keys will be stamped as original from factory in accordance with assigned keyway.



Maximum+
Profile 0A7




Twin Maximum
Profile 0M7



Twin Pro
Profile 0P4



Twin Exclusive
Profile 851



Twin 6000
Profiles
50, 51, 52, 61, 62



Twin V-10
Profile 95

Key Cutting:

Key combination can be cut on many code machines and duplicating machines. Code cutting machines historically, produce better keys than Key-duplicating machines. The ASSA key is a quality key. ASSA recommends quality cutters. ASSA supplies cutting wheels for the HPC 1200 CM and Code Max code machine as well as cutters, vises, and cams for Framon KX1.

ASSA Recommended Code Machines:

- ASSA PS-6000T (Made by Framon)
- Any Framon Machine designed to cut ASSA Twin and Max+ Series keys
- Silca Ultra Code
- HPC Code Max
- ITL 9000 Series Code Machines