

General Info.

Original Equipment Manufacturer (OEM) Program

The OEM contracts with ASSA to have exclusive rights to distribute a specified keyway through installation of the restricted products (key blanks, cut keys, sidebars, complete and sub-assembled cylinders and factory generated key charts) in their product as a component part or as a supplemental product for sale.

Types of Exclusivity

Regionally Exclusive – ASSA establishes an OEM keyway for a large territory such as entire or multiple states/provinces.

Nationally Exclusive – ASSA establishes an OEM keyway for an entire country.

Continentially/Global Exclusive – ASSA establishes an OEM keyway for an entire continent or for global exclusivity.

Electronic Access Control

Keys & Keying

Mortise Cyls.

Keyway Information

Each key control program utilizes a standard cylinder plug profile (broaching). Various sidebar codes are combined with the profile to create different unique keyways. Twin 6000 key blanks produced after August 1988 are stamped with the complete keyway code including both side code and profile, e.g. 507-51. All other series (except C4/CLIQ and CLIQ Remote) will typically only include the side code designation. Please include side code and profile (if applicable) when ordering key blanks and cylinders, except SNS cylinders (See Cylinder form below).

Rim Cyls.

Mogul Cyls.

Cylinder Form

ASSA High Security locks are available in three different forms. When ordering cylinders, please be sure to indicate Cylinder Form.

COMP (Complete) – Fully keyed cylinder. Master keyed, keyed different, and keyed alike items include two cut keys per cylinder.

SUB (Sub-assembled) – Uncombined cylinder includes sidebar mechanism, but no tumbler pins, springs or key blanks. Pin chamber closure strip, plug and screws provided.

SNS (Sub-assembled, No sidebar) – Uncombined cylinder without sidebar and sidebar springs. Includes side pins, side pin springs, standard tailpiece items and pin chamber closure strip.

IC Core Cyls.

KIK/KIL Cyls.

Deadbolts

Note: The SNS option is not available for 600, Twin Low, and Maximum+ Restricted Series cylinders.

Auxiliary Locks

Master Keying

ASSA locks and cylinders may be master keyed to meet virtually any requirement. Contact ASSA Key Records Department to discuss special needs.

Padlocks

Finishes

Standard finishes (shown right). Cylinder plugs and LFIC shells are only available in 626/US26D Satin Chrome and 606/US4 Satin Brass. Antique brass (609) is available for deadbolts only.

Note: See specific product sections of catalog to view available finish options for that product.

Profile Cyls.

Pin Kits Tools & Accessories

Care & Maint.

Technical Specs.

ASSA BHMA Symbol	Equivalent U.S. Symbol	Finish Description
625	US 26	Bright Chrome
626	US 26D	Satin Chrome
605	US 3	Bright Brass
606	US 4	Satin Brass
609	US 5	Antique Brass
624	US 10B	Dark Oxidized
612	US 10	Satin Bronze

Special Function Cylinders

ASSA offers two special function cylinders most commonly used in the Detention market. One is a directional cylinder, which is operated bi-directionally by one key and in one direction only (clockwise or counterclockwise) by a subordinate key. This special function is accomplished by a modification to the cylinder plug. The necessity for this product is clear; to provide functionality in the system design. However, due to the physical modification of the plug when used in a master key system, the potential size of the master key system will be reduced.

The second special function is a limited rotation cylinder. This cylinder requires two modifications and will be used in conjunction with a directional function. One key will operate bi-directionally and only one direction (clockwise or counter-clockwise) by a subordinate key stopping at a pre-determined position prior to 180°. These modifications will greatly reduce the potential of a master key system. It is essential to indicate all special function cylinders in the initial master key system design. Otherwise they may not be possible as part of the master key system.

Special function cylinders are offered in limited models and are noted by symbol: † indicating the model number is available in special functions.

How to order

Example	Model No.	Finish	Profile – Side Bar
Specify	E8551CW-14	626	851 – 888 (For Directional Cylinders Clockwise Rotation)
	E8551CC-14	626	851 – 888 (For Directional Cylinders Counter Clockwise Rotation)
	E8551CL-14	626	851 – 888 (For Limited Rotation Cylinders Counter Clockwise Rotation)
	E8551WL-14	626	851 – 888 (For Limited Rotation Cylinders Clockwise Rotation)

Red Core

ASSA provides Red temporary construction cores (red cores are always 51 Profile) for its interchangeable core cylinders upon request. Red cores are invoiced at list price noted in current price list and upon return to ASSA, credit will be issued for the full invoiced amount less a handling fee (See current price list). Request for credit must be made in writing to ASSA Customer Service referencing the original invoice upon which the red cores appear. KEYS ARE NOT INCLUDED IN THE PRICE OF THE RED CORE AND ARE NOT ELIGIBLE FOR RETURN.

To order interchangeable core cylinders with temporary cores, specify cylinder model number, Cam, finish, by RED CORE, example, 6552ICR-1 x 626 x RED CORE. To order red core separately, specify 70600ICR. Specify change keys as TWIN-KD-RED and control keys as TWIN-CT-RED.

General Info.

Electronic Access Control

Keys & Keying

Mortise Cyls.

Rim Cyls.

Mogul Cyls.

IC Core Cyls.

KIK/KIL Cyls.

Deadbolts

Auxiliary Locks

Padlocks

Profile Cyls.

Pin Kits Tools & Accessories

Care & Maint.

Technical Specs.

ASSA mortise cylinders are designed to replace several original manufacturers' cylinders in their locksets offering the highest level of security available on the market today. Made to standard U.S. dimensions, these rugged cylinders are available in a variety of finishes and lengths and stand up to even the heaviest abuse. All ASSA High Security mortise cylinders are listed under U.L. 437, a set of tests for determining the cylinder's physical resistance against various forms of attack. ASSA mortise cylinders will improve the security of standard mortise locksets by Arrow, Corbin/Russwin, Sargent, Schlage, Yale and many other manufacturers.



Benefits:

- Drill resistant cylinder housing and plug
- Case-hardened steel inserts and stainless steel pins
- Two independent locking mechanisms to ensure optimum pick resistance
- Inactive "false" gates in side pins designed to increase pick resistance
- Counter mill in each chamber position to further enhance pick resistance
- Extremely close tolerances
- Can be easily rekeyed in the field
- With the purchase of one inexpensive kit, 1-1/8" mortise cylinder is easily converted to rim cylinder

Certification:

- All ASSA High Security Mortise cylinders are U.L. 437 Listed

Warranty:

- ASSA warrants its cylinders against defective workmanship or wear resulting from defects for one year

Technical Information:

- Available in cylinder lengths 1-1/8" through 2" in 1/8" increments
- Available with limited rotation and/or unidirectional features
- 13 cam options available
- Cylinder housing and plug are made of high quality brass
- Stainless steel top pins
- Bottom pins and master pins are nickel silver

Finishes:

BHMA Symbol	U.S. Symbol	Description
625	US 26	Bright Chrome
626	US 26D	Satin Chrome
605	US 3	Bright Brass
606	US 4	Satin Brass
612	US 10	Satin Bronze
624	US 10B	Dark Oxidized Bronze

Note: Plug finishes available in 626 and 606 only.

General Info.

Electronic Access Control

Keys & Keying

Mortise Cyls.

Rim Cyls.

Mogul Cyls.

IC Core Cyls.

KIK/KIL Cyls.

Deadbolts

Auxiliary Locks

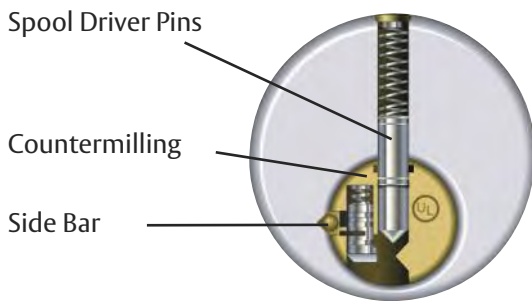


Padlocks

Profile Cyls.

Pin Kits Tools & Accessories

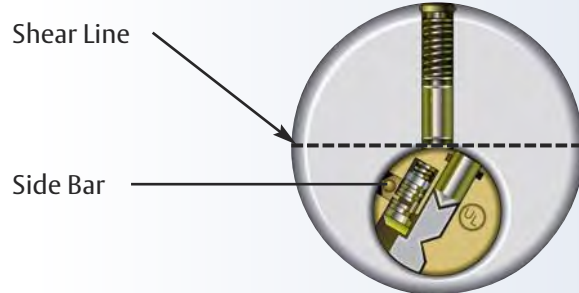
Care & Maint.

Technical Specs.



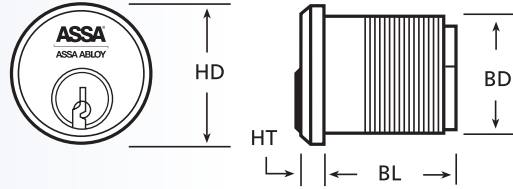
No key inserted:

- Standard pins block the shear line
- Side bar rests in groove of cylinder housing, blocking movement of plug



Correct key inserted:



- System code of key lifts standard pins to shear line
- Side bar code of key lifts side pins into a position where the side bar can be received. Side bar then recesses into plug as key is turned



Mortise Cylinders

Mortise Cylinder Key:

HD – Head Diameter
HT – Head Thickness
BL – Body Length (Includes Cam)
BD – Body Diameter

Model#/Cam	Notes	Size	Description	HD	HT	BL	BD
Maximum+							
9851- (Specify Cam)	†	1-1/8"	Maximum+ Mortise Cylinder	1.366"	0.138"	1.125"	1.157"
9852- (Specify Cam)	†	1-1/4"				1.25"	
9853- (Specify Cam)		1-3/8"				1.375"	
9854- (Specify Cam)		1-1/2"				1.50"	
9855- (Specify Cam)		1-5/8"				1.625"	
9856- (Specify Cam)		1-3/4"				1.75"	
9857- (Specify Cam)		1-7/8"				1.875"	
9858- (Specify Cam)		2"				2.0"	
Maximum+ Restricted							
R2851- (Specify Cam)	†	1-1/8"	Maximum+ Restricted Mortise Cylinder	1.366"	0.138"	1.125"	1.157"
R2852- (Specify Cam)	†	1-1/4"				1.25"	
R2854- (Specify Cam)		1-1/2"				1.50"	
Twin Maximum							
8851- (Specify Cam)	† 	1-1/8"	Twin Maximum Mortise Cylinder	1.366"	0.138"	1.125"	1.157"
8852- (Specify Cam)	† 	1-1/4"				1.25"	
8853- (Specify Cam)		1-3/8"				1.325"	
8854- (Specify Cam)		1-1/2"				1.50"	
8855- (Specify Cam)		1-5/8"				1.625"	
8856- (Specify Cam)		1-3/4"				1.75"	
8857- (Specify Cam)		1-7/8"				1.875"	
8858- (Specify Cam)		2"				2.0"	
Twin Exclusive							
E6551- (Specify Cam)	†	1-1/8"	Twin Exclusive Mortise Cylinder	1.366"	0.138"	1.125"	1.157"
E6552- (Specify Cam)	†	1-1/4"				1.25"	
E6553- (Specify Cam)		1-3/8"				1.325"	
E6554- (Specify Cam)		1-1/2"				1.50"	
E6555- (Specify Cam)		1-5/8"				1.625"	
E6556- (Specify Cam)		1-3/4"				1.75"	
E6557- (Specify Cam)		1-7/8"				1.875"	
E6558- (Specify Cam)		2"				2.0"	
Twin 6000 Classic							
6551- (Specify Cam)	†	1-1/8"	Twin 6000 Classic Mortise Cylinder	1.366"	0.138"	1.125"	1.157"
6552- (Specify Cam)	†	1-1/4"				1.25"	
6553- (Specify Cam)		1-3/8"				1.375"	
6554- (Specify Cam)		1-1/2"				1.50"	
6555- (Specify Cam)		1-5/8"				1.625"	
6556- (Specify Cam)		1-3/4"				1.75"	
6557- (Specify Cam)		1-7/8"				1.875"	
6558- (Specify Cam)		2"				2.0"	

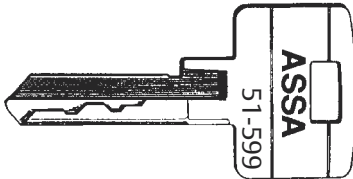
† Available in special function cylinders, see page 5.

– Twin Maximum available with CLIQ™ Technology. Example: 8851-1 x **CLIQ** x 626 x Sidebar x Comp

Ordering:

When ordering key blanks, the profile and geographically assigned code must be stated.

A. Side bar Code is cut at ASSA Factory only. Key blanks are provided as shown.



B. Side bar code/profile can be identified on key bow. Example: for Twin 6000 Series, 51-599; there are 5 different profiles in the ASSA Twin 6000 Series which are; 50, 51, 52, 61, and 62.

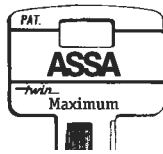


Key Stamping:

All new key blanks and cut keys will be stamped as original from factory in accordance with assigned keyway.



Maximum+
Profile 0A7




Twin Maximum
Profile 0M7



Twin Pro
Profile 0P4



Twin Exclusive
Profile 851



Twin 6000
Profiles
50, 51, 52, 61, 62



Twin V-10
Profile 95

Key Cutting:

Key combination can be cut on many code machines and duplicating machines. Code cutting machines historically, produce better keys than Key-duplicating machines. The ASSA key is a quality key. ASSA recommends quality cutters. ASSA supplies cutting wheels for the HPC 1200 CM and Code Max code machine as well as cutters, vises, and cams for Framon KX1.

ASSA Recommended Code Machines:

- ASSA PS-6000T (Made by Framon)
- Any Framon Machine designed to cut ASSA Twin and Max+ Series keys
- Silca Ultra Code
- HPC Code Max
- ITL 9000 Series Code Machines