

# 8888/8810 Multi-Function Rim Exit Device & Trim

80 Series

**SARGENT®**

**ASSA ABLOY**



## 8888/8810 Multi-Function exit device and trim

- Device & trim sold separately; easy to mix and match
- Designed for standard width stile applications on wood and metal doors
- 7 functions available as determined by the trim function
- 3 trim designs available:
  - 700 ET Controls
  - 88 Lever & Rose trim
  - Pull trims
- Single and double door applications with a mullion

### The 8888/8810 Rim Exit Device

- Devices are ANSI A156.3 – 2008 Grade 1
- UL Fire and Panic listed
- Device is non-handed
- ANSI/BHMA architectural finishes
- Four standard sizes available

To Order: Specify options, 8888 or 8810, Rail Size and Finish  
 Example: 12-19-8888F x 32D

### Specifications

For Doors	Wood or metal. 1-3/4" (44 mm) minimum thickness. For doors over 1-3/4" to 2-1/4" thick, specify thickness and order as 31- option
Mounting	Supplied standard with wood and machine screws Available with through-bolts and mortise nuts
Chassis Cover	Cold drawn stainless steel, brass or bronze with ANSI/BHMA Finishes
Chassis	Nonferrous alloy (Panic) Ferrous alloy (Fire Rated)
Rails	Roll Formed Stainless Steel, Brass or Bronze with ANSI/BHMA Finishes
Hand	Non-handed
Dogging Feature (Non 12- only)	Hex key dogging standard on non fired rated devices; specify 16- for cylinder dogging (#41 cylinder supplied)
Latchbolt	Stainless steel, 3/4" (19mm) throw
Strike	649 Strike supplied standard for panic & fire rated openings
Fire Exit Hardware	See chart - Page 3

### 700 Series ET Control

The 700 Series ET Control is sold separately from the exit device and can be used with 8888 & 8810 Exit Device. The trim is non handed and is through-bolted to the chassis for greater security and durability. Available in 7 functions and SARGENT Studio, Coastal and standard lever designs to accommodate most requirements.

- ANSI/BHMA Finishes
- Easy operating lever handle allows convenient one hand operation
- ET trim is not available in 32 or 32D
- Stainless steel levers are available

### Rail Chart

- Rails are available in 4 sizes, use door width to determine size needed.
- Rails will be factory cut to size if door width is supplied or can be cut in the field

Stock Size	Door Widths	Remarks
E	24" to 32" (61cm to 81cm)	No cutting required for 32" (81cm) door
F	33" to 36" (84cm to 91cm)	No cutting required for 36" (91cm) door
J	37" to 42" (94cm to 107cm)	No cutting required for 42" (107cm) door
G	43" to 48" (110cm to 122cm)	No cutting required for 48" (122cm) door

### 88 Lever and Rose Trim

LB  
ROSE: L  
LEVER: B

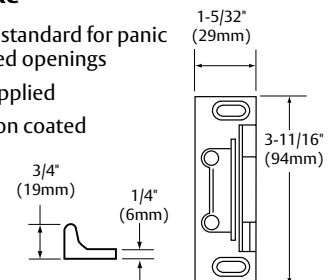
- The 88 Lever and Rose Trim is sold separately from the exit device and can be used with 8888 & 8810 Exit Device.
- The trim is non handed and is through-bolted to the chassis for greater security and durability. Available in 4 functions and 4 lever designs to accommodate most requirements.

### 688 Trim Retrofit Kit

- 688 Trim Retrofit kit allows an 8810/8888 rim exit with an ET to replace Von Duprin's 98/99 series exit with trim with minimal door prep.
- Order as: 688 Kit

### 649 Strike

- Supplied standard for panic & fire rated openings
- Surface applied
- Black nylon coated



Copyright © 1998-2011, Sargent Manufacturing Company, an ASSA ABLOY Group company. All rights reserved. Reproduction in whole or in part without the express written permission of Sargent Manufacturing Company is prohibited.

90641-E 06/01/11

## 8800 Rim Exit Device

### 80 Series

### 8800 Series Rim Exit Device



### 8800 Features

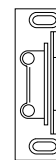
- Designed for standard width stile applications on wood and metal doors
- Also available as an HC8800 or WS8800 for hurricane-resistant applications, see Hurricane-Resistant section of this catalog
- Most functions are non-handed
- Single point rim latching device
- Single door & double door applications with mullions
- Quiet operation and solid security
- Devices are ANSI A156.3 – 2008 Grade 1
- UL Fire and Panic listed

### Specifications

### 8800 Series Rim Exit Device

Door Types	Wood or metal 1 3/4" (44 mm) minimum thickness. For doors over 1-3/4" to 2-1/4" thick, specify thickness and order as 31- Option
Rail sizes as determined by door width	Rails are available in 4 sizes, use door width to determine size needed. Rails will be factory cut to size, if door width is supplied <ul style="list-style-type: none"> <li>• E Rail for 24" to 32" door widths, No cutting required for 32" door</li> <li>• F Rail for 33" to 36" door widths, No cutting required for 36" door</li> <li>• J Rail for 37" to 42" door widths, No cutting required for 42" door</li> <li>• G Rail for 43" to 48" door widths, No cutting required for 48" door</li> </ul>
Strike	649 Standard Black Nylon Coated
Optional Strikes	642, 644 and 613
Dogging Feature	Hex key dogging standard on non fired rated devices; specify 16- for cylinder dogging (#41 cylinder supplied)
Electric Options	AL- Alarm BT- Beacon™ PL- SARGuide Photoluminescent Coated TL- SARGuide Illuminated Touchpad 53- LX Latchbolt Monitor 54- Outside Lever Monitoring 55- Request-to-Exit Signal - Rail Monitoring 56- ELR Remote Latch Retraction 57- Delay Egress & Electromagnets 58- Electric Dogging 59- Electroguard – Self Contained Delayed Egress
Mounting Fasteners	Supplied standard with wood and machine screws Available with through-bolts and mortise (sex) nuts
Latch Bolt	Stainless steel, 3/4" (19mm) throw
Device Centerline from Finished Floor	41" (1041 mm) for Standard Applications
Center Case Dimensions	8-3/8" (213mm) x 2-5/8" (67mm)
Projection	Pushbar Neutral – 3" (76 mm) Pushbar Depressed – 2-1/8" (54 mm)
Fire Exit Hardware	See Chart – Page 3

### 649 Strike



- Supplied standard for panic & fire rated openings
- Surface applied
- Black nylon coated

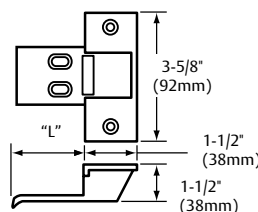
### 688 Trim Retrofit Kit



- 688 Trim Retrofit kit allows an 8800\* Series rim exit with an ET to replace Von Duprin's 98/99 Series exit with trim with minimal door prep.
- \* Except for 16 function
- Order as: 688 Kit

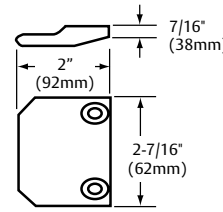
### Alternate Strikes For 8800 Rim Devices

#### 642 Strike



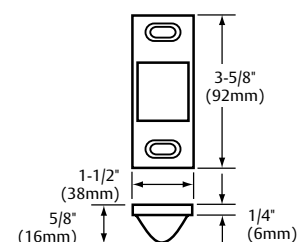
- Mortised. Dimension "L" equals door thickness plus 1/2" (13mm). Black nylon coated on lip only.

#### 644 Strike



- Surface applied. For use on pairs of doors without mullion. Ductile Iron. Black nylon coated.

#### 613 Strike



- Half mortised. Black nylon coated.

Copyright © 1998-2011, Sargent Manufacturing Company, an ASSA ABLOY Group company. All rights reserved. Reproduction in whole or in part without the express written permission of Sargent Manufacturing Company is prohibited.

90641-E 06/01/11