







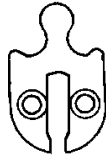


Cams for Mortise Cylinder

Cylinders and Components

Cams For Conventional Mortise Cylinders* in SARGENT Keyways





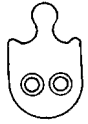


				
Standard Cam (13-0664)	#105 (13-0665)	22-Standard (13-0662)	22-105 (13-0663)	#115 (13-2045)
Standard open slotted cam provided on all 40 Series - standard. Except: 16, 50 & 92 function Mortise Locks	Short cam used for 78/8200 (16 & 92) function locks (Inside Cylinder) (Was -3 & -8)	Cam used for Construction Key Systems (22-), except for 16 & 92 function inside cylinder & 50 function mortise locks	Cam used for Construction Key Systems (22-), 16 & 92 function mortise locks (Inside Cylinders)	Cam used for Hotel (7850/8250) function cylinders only (formally -2)

Miscellaneous Cams*

			
#101 (13-0512)	#113 (13-0921)	#106 (13-0938)	#112 (13-0097)
Adams Rite 1850, 4700	SARGENT 4370 Series key switches	"Open" Schlage "L"	"Open" Misc.

* Two screws attach cam to cylinder, order as an 01-1121, when needed

Cams for 6300 Large Format Interchangeable (Removable) Core Mortise Cylinders (Factory assembled to housing)

						
Standard	-105	-115	-101	-106	-112	-113
6300 Series Cam	Cam for inside of 8216/8292 functions	Cam for Supplied standard with 50-63-43 Hotel 50 function cylinders/locks	ADAMS RITE 1850 4710	Schlage "L"	Wide Straight	4370 Series key switch
<ul style="list-style-type: none"> 6300 Cams are factory installed and are not removable 6300 Cams are not sold separately Specify required Cam as a suffix 63-44-105 cam For Standard Cam: No Suffix is required 						

Copyright © 2006, 2008-2017, Sargent Manufacturing Company, an ASSA ABLOY Group company. All rights reserved. Reproduction in whole or in part without the express written permission of Sargent Manufacturing Company is prohibited.