



Model 1040-ANTMNT 1040 with knockouts to support antenna installation

Category: Suspended Ceiling Mounts



Cloud/canopy/suspended ceiling mounting kit for most vendors' APs and antennas. A cutout is made in the ceiling panel, the panel bridge is placed above the ceiling panel, and AP or antenna is attached to the white trim.

AP/antenna/trim assembly is then drawn into the panel bridge with a torsion spring, as in certain recessed lighting fixtures, with only the front face exposed for optimal wireless coverage. Model 1040-FL recesses AP behind a low-profile ABS plastic cover. Trim is easily swapped out for new APs and antennas without tools.

Patent pending



Features & Benefits

- Economical and easy to install
- Conveniently and quickly install APs and antennas from most vendors' in cloud or canopy ceiling panels
- AP mounts flush to the ceiling, providing an aesthetic, professionally installed appearance
- 20 ga. galvanized steel panel bridge and Speed Link support wire prevent ceiling panel sag or cracking

Technical Specifications

- Design: Recessed installation kit for installing APs and antennas in cloud, canopy, or suspended ceiling panels. Comprised of steel ceiling panel bridge, Speed Link support wire, AP or antenna bracket, and trim for AP or antenna from leading vendors, as identified in Oberon's Model 1040 configuration guide
- Performance: UL Listed for low-voltage applications and designed to meet NEC300-22 and 300-23 for plenum installations
- AP/antenna trim is interchangeable for other APs or antennas. Trim attaches with torsion springs
- Construction: 20 ga. galvanized steel panel bridge, all metal bracket and trim. (Model 1040-FL only: Paintable, UL 94-5VA ABS plastic cover, virtually transparent to wireless signals)
- Use included Speed Link support wire to attach to building structure
- Size: 23.375 x 16 x 3 in. (594 x 406 x 76mm)
- Suitable for both North American and European (metric) sized ceilings

Standards for Safety

- UL 2416, Audio/Video, Information and Communication Technology Equipment Cabinet, Enclosure & Rack Systems
- CSA C22.2 NO. 60950-1-07 + Amd. 1 Amd. 2 Information Technology Equipment -- Safety. Part 1, General Requirements

Measurements *(Maximum values):*

- Width: 23.375 in.
- Height: 16 in.
- Depth: 3 in.
- Item Weight: 4 lbs.
- Shipping Weight: 5 lbs.

Includes


- (1) galvanized steel ceiling panel bridge
- (1) AP or antenna specific bracket and trim (See Oberon's Model 1040 configuration guide)
- Model 1040-FL only: (1) Cisco mounting bracket, (1) AP mount T-bar bracket and (1) ABS plastic cover
- Speed Link support wire
- Installation instructions

Configurations: Model 1040

AP or antenna specific trim is included with the product; please specify the SKU required when ordering.
Note: The trim is interchangeable after installation. Please see configuration guide for retrofit trim P/N options.

1040 -
Specify AP trim
(see Configurations)

SKU	Description	Retrofit trim P/N
 1040-AP205	Trim for Aruba Networks AP205	37-104X-AP205-S
 1040-AP215	Trim for Aruba Networks AP215	37-104X-AP215-S
 1040-AP225	Trim for Aruba Networks AP225	37-104X-AP225-S
 1040-AP305	Trim for Aruba Networks AP305	37-104X-AP305-S
 1040-AP315	Trim for Aruba Networks AP315	37-104X-AP315-S
 1040-AP325	Trim for Aruba Networks AP325	37-104X-AP325-S
 1040-AP335	Trim for Aruba Networks AP335	37-104X-AP335-S
 1040-CCOAP	Trim for Cisco Enterprise APs	37-104X-CCOAP-S
 1040-CCOAP3800	Trim for Cisco 2800, 3800 APs	37-104X-CCOAP3800-S
 1040-FL	Low profile white ABS snap on cover	37-104X-FL-S2
 1040-BLANK	Blanking plate to temporarily fill hole in ceiling	37-104X-BLANK-F



1040-ANTMNT


Trim with knockouts to support external antennas

37-104X-ANTMNT-S2


Available Accessories


- [39-104X-ROUTER-TEMPLATE](#): Routing template to simplify ceiling tile cutout for all 1040 and 1044 series AP trims

3D Interactive Models

 [Model Viewer at oberoninc.com](#)

Documentation Links

 [Spec Sheet](#) - oberoninc.com/index.php?option=com_content&view=article&id=4900&Itemid=399

 [Installation Instructions](#) - oberoninc.com/images/WebDocs/Model1040-FL_Installation_Instructions.pdf

 [Customer Prints](#) - oberoninc.com/images/WebDocs/Model1040-ANTMNT_Customer_Print.pdf

 [SECTION 27_21_33 DATA COMMUNICATIONS WIRELESS ACCESS POINTS](#)

http://oberoninc.com/images/WebDocs/SECTION_27_21_33_DATA_COMMUNICATIONS_WIRELESS_ACCESS_POINTS.pdf

Images and documents may depict similar models in the product series.

