



never compromise

The value of any product is equal to the quality of the labor and materials put into making it. And the Yale® 8800 series mortise lock is a perfect example that true quality doesn't just happen. Meticulous design and engineering have gone into manufacturing a mortise lock that brings you versatility as well as uncompromising strength and durability.

With quick lever handing and a quick reversible latchbolt, lockset handing takes only seconds. Add a standard non-handed curved lip strike, and you have a no-hassle mortise lock that's quick and easy to install.

When it comes to strength, the Yale® 8800 series brings a new measure of security to the door. Its 1" throw stainless steel deadbolt extends further back into the reinforced steel case when in the locked position, providing added stability and resistance to abuse. Solid trim packages also provide deterrence to vandalism, making the 8800 series a prime player in your total opening security package.

For over 160 years, Yale Locks and Hardware has built a reputation on manufacturing products that exceed expectations of quality and reliability. The Yale 8800 series mortise lock is no exception, and to demonstrate that quality proves itself, we back it with a 10-year mechanical warranty.

We won't compromise, and neither should you.

8800

The Yale 8800 series mortise lock is an industry standard product. Suitable for installation on doors 1-3/4" to 3-1/4" thick with standard trims, these products have a 1" throw stainless steel deadbolt. The anti-friction one-piece latchbolt is stainless steel and has a 3/4" throw.

finishes

The Yale 8800 series mortise lock is available in the trim finishes as listed. All knobs, lever handles, roses, escutcheons, cylinder collars and other exposed parts are fabricated of either brass, bronze, stainless steel or zinc and will be compatible with the finish ordered. When ordering, specify the finish required by the ANSI/BHMA Code Number only. When locksets are ordered with different trim finishes on each side, specify the outside finish first, i.e. COR8817-2 x 612 x 625. The front and strike finish will match the inside finish unless specified otherwise.

camden escutcheon

8800 series locks with escutcheon trim are provided standard with the Camden (CN) escutcheon. This zinc die cast escutcheon features one-piece casting for superior strength. Locks with this escutcheon are ANSI/BHMA certified operational and security Grade 1 and will retrofit to existing Yale escutcheon preps. The aesthetics of the CN escutcheon provide a design continuum with Yale exit device trim for a consistent look throughout the facility.

windstorm

Certified (refer to local codes).



Hurricane

warranty

Yale 8800 series mechanical mortise locks carry a ten (10) year warranty and 8800 series electrified mortise locks carry a two (2) year warranty.

contents

| | |
|--|-------|
| Introduction | 2 |
| Finishes | 2 |
| Features | 3 |
| SL8800 | 4 |
| Facts and Figures | 5 |
| Standard Lever Trim Installation | 5 |
| Standard Lever Trim | 6-9 |
| 8800RL Reflections® Trim | 10-11 |
| Knob Trim | 12-13 |
| Lockset Functions | 14-23 |
| SecureX® Electrified | 24-26 |
| SecureX® Electrified Accessories | 27 |
| Cylinders | 28-30 |
| Cylinder Collars | 31-37 |
| Strikes | 38 |
| Miscellaneous | 39 |
| Occupancy Indicators | 40 |
| How to Order | 41 |
| Handing | 42 |

| ANSI/ BHMA Code | Finish Description |
|-----------------------|---|
| 605 | Bright Brass, Clear Coated |
| 606 | Satin Brass, Clear Coated |
| 609 | Satin Brass, Blackened, Satin Relieved, Clear Coated |
| 611 | Bright Bronze, Clear Coated |
| 612 | Satin Bronze, Clear Coated |
| 613 | Dark Oxidized Satin Bronze, Oil Rubbed ¹ |
| 613E | Dark Oxidized Satin Bronze - equivalent |
| 616 | Satin Bronze, Blackened, and Satin Relieved, Clear Coated |
| 618 | Bright Nickel Plated, Clear Coated |
| 619 | Satin Nickel Plated, Clear Coated |
| 620 | Satin Nickel Plated, Blackened, Satin Relieved, Clear Coated |
| 625 | Bright Chrome Plated |
| 626 | Satin Chrome Plated  |
| 629 | Bright Stainless Steel |
| 630 | Satin Stainless Steel  |
| 693 | Black Painted |
| 722 | Black Oxidized Bronze, Oil Rubbed ² |

1. New May 1, 2010

2. Formerly 613 prior to May 1, 2010



Finish available with MicroShield® antimicrobial coating, additional finishes by special application. Consult factory for availability.

designer trim

Hampton - HA

| | |
|----------------------|------|
| HA Lever Handle: | Cast |
| E1 or E2 Escutcheon: | Cast |

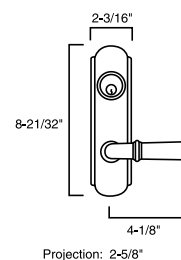
| | |
|------------------|------|
| HA Lever Handle: | Cast |
| R1 or R2 Rose: | Cast |



HAE1



HAR1



escutcheons, roses and parts



E1

E2



R1



R2



Emergency Release

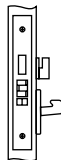
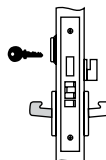
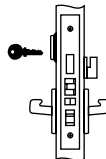
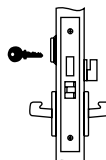
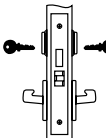


Thumbturn
1-1/2" x 1"
Projection

Designer trims are available in only the following finishes: 605, 606, 619, 625, 626

Designer trims are available with a choice of two roses and two escutcheons. When ordering utilize the design symbol (i.e. HA) and specific rose or escutcheon symbol (R1, R2, E1 or E2). An example of a complete symbol, including lever design, would be HAE1. Escutcheon E1 and Rose R1 are shown with above lever designs.

mechanical functions and descriptions

| Mechanical Functions (ANSI) | Description / Model Numbers | Armor Front Part Number | *Cylinder | *Cam | Escutcheon Plate Spacing Numbers | | Spindles | | Illustration | | | | | | | | | | | | | | | | | | | | | | | | |
|---|--|-------------------------|---------------|----------|----------------------------------|--------|----------|---------------|--------------|----------|----------|--------|----------|------|----|----|---|------------|------|----|--------------|---|----------|------|----|------------------|-------------------|------|-----|-----|-------|-------|---|
| | | | | | Outside | Inside | Knobs | Levers (Std.) | | | | | | | | | | | | | | | | | | | | | | | | | |
| <div>8835</div> <div>Exit lock</div> | <div><ul style="list-style-type: none">Latchbolt retracted by knob/lever inside.Deadbolt operated by thumbturn inside.No outside operations.Anti-panic operation. Operating inside knob/lever retracts the latchbolt and deadbolt simultaneously.Deadlocking latchbolt.</div> <table><tr><th rowspan="2">Trim</th><th colspan="2">Model Numbers</th><th colspan="2">Throw</th></tr><tr><th>Knobs</th><th>Levers</th><th>Latchbolt</th><th>Deadbolt</th></tr><tr><td>Standard</td><td>8835</td><td>8835FL</td><td>3/4"</td><td>1"</td></tr><tr><td>SL</td><td>—</td><td>SL8835FL</td><td>3/4"</td><td>1"</td></tr><tr><td>Reflections®</td><td>—</td><td>8835RL</td><td>3/4"</td><td>1"</td></tr></table> | Trim | Model Numbers | | Throw | | Knobs | Levers | Latchbolt | Deadbolt | Standard | 8835 | 8835FL | 3/4" | 1" | SL | — | SL8835FL | 3/4" | 1" | Reflections® | — | 8835RL | 3/4" | 1" | 50-8820-x219-FIN | — | — | — | 211 | F1198 | F1198 |  |
| Trim | Model Numbers | | Throw | | | | | | | | | | | | | | | | | | | | | | | | | | | | | | |
| | Knobs | Levers | Latchbolt | Deadbolt | | | | | | | | | | | | | | | | | | | | | | | | | | | | | |
| Standard | 8835 | 8835FL | 3/4" | 1" | | | | | | | | | | | | | | | | | | | | | | | | | | | | | |
| SL | — | SL8835FL | 3/4" | 1" | | | | | | | | | | | | | | | | | | | | | | | | | | | | | |
| Reflections® | — | 8835RL | 3/4" | 1" | | | | | | | | | | | | | | | | | | | | | | | | | | | | | |
| <div>8840</div> <div>Storeroom Deadbolt</div> | <div><ul style="list-style-type: none">Latchbolt retracted by key outside, knob/lever inside.Deadbolt operated by key outside and thumbturn inside.Outside knob/lever rigid at all times.Anti-panic operation. Operating inside knob/lever retracts the latchbolt and deadbolt simultaneously.Deadlocking latchbolt.</div> <table><tr><th rowspan="2">Trim</th><th colspan="2">Model Numbers</th><th colspan="2">Throw</th></tr><tr><th>Knobs</th><th>Levers</th><th>Latchbolt</th><th>Deadbolt</th></tr><tr><td>Standard</td><td>8840</td><td>8840FL</td><td>3/4"</td><td>1"</td></tr><tr><td>SL</td><td>—</td><td>SL8840FL</td><td>3/4"</td><td>1"</td></tr><tr><td>Reflections®</td><td>—</td><td>8840RL</td><td>3/4"</td><td>1"</td></tr></table> | Trim | Model Numbers | | Throw | | Knobs | Levers | Latchbolt | Deadbolt | Standard | 8840 | 8840FL | 3/4" | 1" | SL | — | SL8840FL | 3/4" | 1" | Reflections® | — | 8840RL | 3/4" | 1" | 50-8820-x219-FIN | 2153 | 2160 | 208 | 211 | 1178L | 1178L |  |
| Trim | Model Numbers | | Throw | | | | | | | | | | | | | | | | | | | | | | | | | | | | | | |
| | Knobs | Levers | Latchbolt | Deadbolt | | | | | | | | | | | | | | | | | | | | | | | | | | | | | |
| Standard | 8840 | 8840FL | 3/4" | 1" | | | | | | | | | | | | | | | | | | | | | | | | | | | | | |
| SL | — | SL8840FL | 3/4" | 1" | | | | | | | | | | | | | | | | | | | | | | | | | | | | | |
| Reflections® | — | 8840RL | 3/4" | 1" | | | | | | | | | | | | | | | | | | | | | | | | | | | | | |
| <div>8847</div> <div>Apartment corridor door lock (F20)</div> | <div><ul style="list-style-type: none">Latchbolt retracted by knob/lever either side, except when outside knob/lever is locked by stopwork activator.Deadbolt operated by key outside, thumbturn inside.When outside knob/lever is locked, latchbolt and deadbolt are operated by key outside.When deadbolt is projected, outside knob/lever is automatically locked.Anti-panic operation. Operating inside knob/lever automatically retracts latchbolt and deadbolt with outside knob/lever remaining locked.Deadlocking latchbolt.</div> <table><tr><th rowspan="2">Trim</th><th colspan="2">Model Numbers</th><th colspan="2">Throw</th></tr><tr><th>Knobs</th><th>Levers</th><th>Latchbolt</th><th>Deadbolt</th></tr><tr><td>Standard</td><td>8847</td><td>8847FL</td><td>3/4"</td><td>1"</td></tr><tr><td>SL</td><td>—</td><td>SL8847FL</td><td>3/4"</td><td>1"</td></tr><tr><td>Reflections®</td><td>—</td><td>8847RL</td><td>3/4"</td><td>1"</td></tr></table> | Trim | Model Numbers | | Throw | | Knobs | Levers | Latchbolt | Deadbolt | Standard | 8847 | 8847FL | 3/4" | 1" | SL | — | SL8847FL | 3/4" | 1" | Reflections® | — | 8847RL | 3/4" | 1" | 50-8847-x219-FIN | 2153 | 2160 | 208 | 211 | 1178L | 1178L |  |
| Trim | Model Numbers | | Throw | | | | | | | | | | | | | | | | | | | | | | | | | | | | | | |
| | Knobs | Levers | Latchbolt | Deadbolt | | | | | | | | | | | | | | | | | | | | | | | | | | | | | |
| Standard | 8847 | 8847FL | 3/4" | 1" | | | | | | | | | | | | | | | | | | | | | | | | | | | | | |
| SL | — | SL8847FL | 3/4" | 1" | | | | | | | | | | | | | | | | | | | | | | | | | | | | | |
| Reflections® | — | 8847RL | 3/4" | 1" | | | | | | | | | | | | | | | | | | | | | | | | | | | | | |
| <div>8860</div> <div>Room door lock (F21)</div> | <div><ul style="list-style-type: none">Latchbolt retracted by knob/lever either side.Deadbolt operated by key outside, thumbturn inside.</div> <table><tr><th rowspan="2">Trim</th><th colspan="2">Model Numbers</th><th colspan="2">Throw</th></tr><tr><th>Knobs</th><th>Levers</th><th>Latchbolt</th><th>Deadbolt</th></tr><tr><td>Standard</td><td>8860</td><td>8860FL</td><td>3/4"</td><td>1"</td></tr><tr><td>SL</td><td>—</td><td>SL8860FL</td><td>3/4"</td><td>1"</td></tr><tr><td>Reflections®</td><td>—</td><td>8860RL</td><td>3/4"</td><td>1"</td></tr></table> | Trim | Model Numbers | | Throw | | Knobs | Levers | Latchbolt | Deadbolt | Standard | 8860 | 8860FL | 3/4" | 1" | SL | — | SL8860FL | 3/4" | 1" | Reflections® | — | 8860RL | 3/4" | 1" | 50-8802-x219-FIN | 2153 | 2160 | 208 | 211 | 1178L | 1178L |  |
| Trim | Model Numbers | | Throw | | | | | | | | | | | | | | | | | | | | | | | | | | | | | | |
| | Knobs | Levers | Latchbolt | Deadbolt | | | | | | | | | | | | | | | | | | | | | | | | | | | | | |
| Standard | 8860 | 8860FL | 3/4" | 1" | | | | | | | | | | | | | | | | | | | | | | | | | | | | | |
| SL | — | SL8860FL | 3/4" | 1" | | | | | | | | | | | | | | | | | | | | | | | | | | | | | |
| Reflections® | — | 8860RL | 3/4" | 1" | | | | | | | | | | | | | | | | | | | | | | | | | | | | | |
| <div>8860-2</div> <div>Store door lock (F14)</div> | <div><ul style="list-style-type: none">Latchbolt retracted by knob/lever either side.Deadbolt operated by key both sides.</div> <table><tr><th rowspan="2">Trim</th><th colspan="2">Model Numbers</th><th colspan="2">Throw</th></tr><tr><th>Knobs</th><th>Levers</th><th>Latchbolt</th><th>Deadbolt</th></tr><tr><td>Standard</td><td>8860-2</td><td>8860-2FL</td><td>3/4"</td><td>1"</td></tr><tr><td>SL</td><td>—</td><td>SL8860-2FL</td><td>3/4"</td><td>1"</td></tr><tr><td>Reflections®</td><td>—</td><td>8860-2RL</td><td>3/4"</td><td>1"</td></tr></table> | Trim | Model Numbers | | Throw | | Knobs | Levers | Latchbolt | Deadbolt | Standard | 8860-2 | 8860-2FL | 3/4" | 1" | SL | — | SL8860-2FL | 3/4" | 1" | Reflections® | — | 8860-2RL | 3/4" | 1" | 50-8802-x219-FIN | 2153 (both sides) | 2160 | 208 | 208 | 1178L | 1178L |  |
| Trim | Model Numbers | | Throw | | | | | | | | | | | | | | | | | | | | | | | | | | | | | | |
| | Knobs | Levers | Latchbolt | Deadbolt | | | | | | | | | | | | | | | | | | | | | | | | | | | | | |
| Standard | 8860-2 | 8860-2FL | 3/4" | 1" | | | | | | | | | | | | | | | | | | | | | | | | | | | | | |
| SL | — | SL8860-2FL | 3/4" | 1" | | | | | | | | | | | | | | | | | | | | | | | | | | | | | |
| Reflections® | — | 8860-2RL | 3/4" | 1" | | | | | | | | | | | | | | | | | | | | | | | | | | | | | |

*Standard cylinder and cam indicated. For optional cylinders, see pages 28-30.