



never compromise

The value of any product is equal to the quality of the labor and materials put into making it. And the Yale® 8800 series mortise lock is a perfect example that true quality doesn't just happen. Meticulous design and engineering have gone into manufacturing a mortise lock that brings you versatility as well as uncompromising strength and durability.

With quick lever handing and a quick reversible latchbolt, lockset handing takes only seconds. Add a standard non-handed curved lip strike, and you have a no-hassle mortise lock that's quick and easy to install.

When it comes to strength, the Yale® 8800 series brings a new measure of security to the door. Its 1" throw stainless steel deadbolt extends further back into the reinforced steel case when in the locked position, providing added stability and resistance to abuse. Solid trim packages also provide deterrence to vandalism, making the 8800 series a prime player in your total opening security package.

For over 160 years, Yale Locks and Hardware has built a reputation on manufacturing products that exceed expectations of quality and reliability. The Yale 8800 series mortise lock is no exception, and to demonstrate that quality proves itself, we back it with a 10-year mechanical warranty.

We won't compromise, and neither should you.

8800

The Yale 8800 series mortise lock is an industry standard product. Suitable for installation on doors 1-3/4" to 3-1/4" thick with standard trims, these products have a 1" throw stainless steel deadbolt. The anti-friction one-piece latchbolt is stainless steel and has a 3/4" throw.

finishes

The Yale 8800 series mortise lock is available in the trim finishes as listed. All knobs, lever handles, roses, escutcheons, cylinder collars and other exposed parts are fabricated of either brass, bronze, stainless steel or zinc and will be compatible with the finish ordered. When ordering, specify the finish required by the ANSI/BHMA Code Number only. When locksets are ordered with different trim finishes on each side, specify the outside finish first, i.e. COR8817-2 x 612 x 625. The front and strike finish will match the inside finish unless specified otherwise.

camden escutcheon

8800 series locks with escutcheon trim are provided standard with the Camden (CN) escutcheon. This zinc die cast escutcheon features one-piece casting for superior strength. Locks with this escutcheon are ANSI/BHMA certified operational and security Grade 1 and will retrofit to existing Yale escutcheon preps. The aesthetics of the CN escutcheon provide a design continuum with Yale exit device trim for a consistent look throughout the facility.

windstorm

Certified (refer to local codes).



Hurricane

warranty

Yale 8800 series mechanical mortise locks carry a ten (10) year warranty and 8800 series electrified mortise locks carry a two (2) year warranty.

contents

Introduction	2
Finishes	2
Features	3
SL8800	4
Facts and Figures	5
Standard Lever Trim Installation	5
Standard Lever Trim	6-9
8800RL Reflections® Trim	10-11
Knob Trim	12-13
Lockset Functions	14-23
SecureX® Electrified	24-26
SecureX® Electrified Accessories	27
Cylinders	28-30
Cylinder Collars	31-37
Strikes	38
Miscellaneous	39
Occupancy Indicators	40
How to Order	41
Handing	42

ANSI/ BHMA Code	Finish Description
605	Bright Brass, Clear Coated
606	Satin Brass, Clear Coated
609	Satin Brass, Blackened, Satin Relieved, Clear Coated
611	Bright Bronze, Clear Coated
612	Satin Bronze, Clear Coated
613	Dark Oxidized Satin Bronze, Oil Rubbed ¹
613E	Dark Oxidized Satin Bronze - equivalent
616	Satin Bronze, Blackened, and Satin Relieved, Clear Coated
618	Bright Nickel Plated, Clear Coated
619	Satin Nickel Plated, Clear Coated
620	Satin Nickel Plated, Blackened, Satin Relieved, Clear Coated
625	Bright Chrome Plated
626	Satin Chrome Plated 
629	Bright Stainless Steel
630	Satin Stainless Steel 
693	Black Painted
722	Black Oxidized Bronze, Oil Rubbed ²

1. New May 1, 2010

2. Formerly 613 prior to May 1, 2010



Finish available with MicroShield® antimicrobial coating, additional finishes by special application. Consult factory for availability.



standard lever trim

Arcadia - ARR

AR Lever Handle ³ :	Cast
CO Rose ¹ :	Stamped
Cylinder Collar:	See pages 32-33

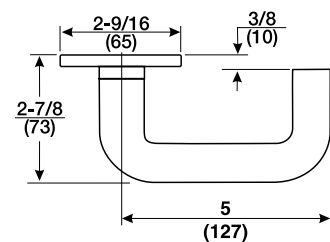
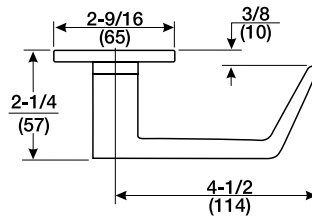
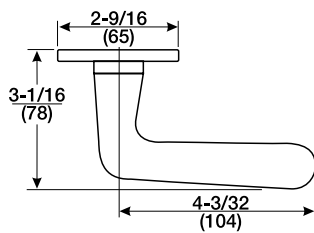
Augusta - AUR

AU Lever Handle:	Cast
CO Rose ¹ :	Stamped
Cylinder Collar:	See pages 32-33

Carmel - CRR

CR Lever Handle:	Cast
CO Rose ¹ :	Stamped
Cylinder Collar:	See pages 32-33

1. Available with Reflections® roses. See page 11 for options.



Arcadia – AR x CN

AR Lever Handle ³ :	Cast
CN Escutcheon ² :	Cast
Cylinder Collar:	See pages 34-37

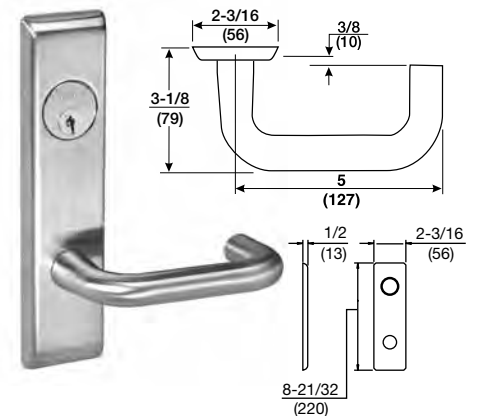
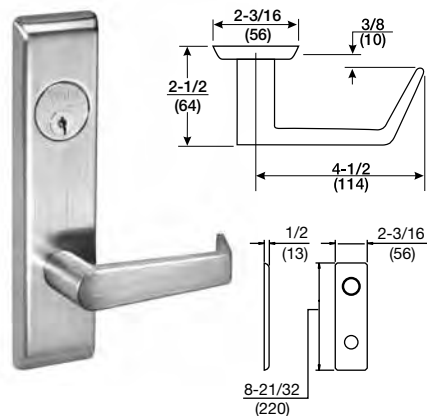
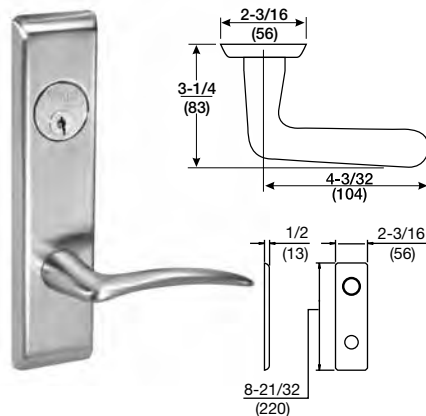
Augusta – AU x CN

AU Lever Handle:	Cast
CN Escutcheon ² :	Cast
Cylinder Collar:	See pages 34-37

Carmel – CR x CN

CR Lever Handle:	Cast
CN Escutcheon ² :	Cast
Cylinder Collar:	See pages 34-37

2. Available with Reflections® escutcheons. See page 11 for options.
3. Indicates levers that are handed.





mechanical functions and descriptions

Mechanical Functions (ANSI)	Description / Model Numbers	Armor Front Part Number	*Cylinder	*Cam	Escutcheon Plate Spacing Numbers		Spindles		Illustration																								
					Outside	Inside	Knobs	Levers (Std.)																									
8801 Passage or closet latch (F01)	<ul style="list-style-type: none">For doors that do not require locking.Latchbolt retracted by knob/lever either side at all times. <table><tr><th rowspan="2">Trim</th><th colspan="2">Model Numbers</th><th rowspan="2">Latchbolt Throw</th></tr><tr><th>Knobs</th><th>Levers</th></tr><tr><td>Standard</td><td>8801</td><td>8801FL</td><td>3/4"</td></tr><tr><td>SL</td><td>—</td><td>SL8801FL</td><td>3/4"</td></tr><tr><td>Reflections®</td><td>—</td><td>8801RL</td><td>3/4"</td></tr></table>	Trim	Model Numbers		Latchbolt Throw	Knobs	Levers	Standard	8801	8801FL	3/4"	SL	—	SL8801FL	3/4"	Reflections®	—	8801RL	3/4"	50-8801-x219-FIN	—	—	201	201	1178L	1178L							
Trim	Model Numbers		Latchbolt Throw																														
	Knobs	Levers																															
Standard	8801	8801FL	3/4"																														
SL	—	SL8801FL	3/4"																														
Reflections®	—	8801RL	3/4"																														
8802 Privacy, bedroom or bath lock (F19)	<ul style="list-style-type: none">Latchbolt retracted by knob/lever either side.Deadbolt operated by thumbturn inside.When the deadbolt is projected, outside knob/lever is automatically locked.Anti-panic operation. Operating inside knob/lever retracts the latchbolt and deadbolt simultaneously, automatically unlocking outside knob/lever.In emergency, deadbolt may be unlocked from outside by E203 emergency key, supplied. <table><tr><th rowspan="2">Trim</th><th colspan="2">Model Numbers</th><th colspan="2">Throw</th></tr><tr><th>Knobs</th><th>Levers</th><th>Latchbolt</th><th>Deadbolt</th></tr><tr><td>Standard</td><td>8802</td><td>8802FL</td><td>3/4"</td><td>1"</td></tr><tr><td>SL</td><td>—</td><td>SL8802FL</td><td>3/4"</td><td>1"</td></tr><tr><td>Reflections®</td><td>—</td><td>8802RL</td><td>3/4"</td><td>1"</td></tr></table>	Trim	Model Numbers		Throw		Knobs	Levers	Latchbolt	Deadbolt	Standard	8802	8802FL	3/4"	1"	SL	—	SL8802FL	3/4"	1"	Reflections®	—	8802RL	3/4"	1"	50-8802-x219-FIN	—	—	211 (261 for Occupancy Indicator)	211	1178L	1178L	
Trim	Model Numbers		Throw																														
	Knobs	Levers	Latchbolt	Deadbolt																													
Standard	8802	8802FL	3/4"	1"																													
SL	—	SL8802FL	3/4"	1"																													
Reflections®	—	8802RL	3/4"	1"																													
8805 Storeroom or closet lock (F07)	<ul style="list-style-type: none">For use on storeroom, utility, exit doors.Latchbolt retracted by key outside, knob/lever inside.Outside knob/lever rigid at all times.Inside knob/lever always active.Deadlocking latchbolt. <table><tr><th rowspan="2">Trim</th><th colspan="2">Model Numbers</th><th rowspan="2">Latchbolt Throw</th></tr><tr><th>Knobs</th><th>Levers</th></tr><tr><td>Standard</td><td>8805</td><td>8805FL</td><td>3/4"</td></tr><tr><td>SL</td><td>—</td><td>SL8805FL</td><td>3/4"</td></tr><tr><td>Reflections®</td><td>—</td><td>8805RL</td><td>3/4"</td></tr></table>	Trim	Model Numbers		Latchbolt Throw	Knobs	Levers	Standard	8805	8805FL	3/4"	SL	—	SL8805FL	3/4"	Reflections®	—	8805RL	3/4"	50-8805-x219-FIN	2153	2160	208	201	1178L	1178L							
Trim	Model Numbers		Latchbolt Throw																														
	Knobs	Levers																															
Standard	8805	8805FL	3/4"																														
SL	—	SL8805FL	3/4"																														
Reflections®	—	8805RL	3/4"																														
8807 Entry lock (F04)	<ul style="list-style-type: none">For office doors where locking is required.Latchbolt retracted by knob/lever either side, except when outside knob/lever is locked by stopwork activator.When outside knob/lever is locked, latchbolt is operated by key outside and knob/lever inside.Deadlocking latchbolt. <table><tr><th rowspan="2">Trim</th><th colspan="2">Model Numbers</th><th rowspan="2">Latchbolt Throw</th></tr><tr><th>Knobs</th><th>Levers</th></tr><tr><td>Standard</td><td>8807</td><td>8807FL</td><td>3/4"</td></tr><tr><td>SL</td><td>—</td><td>SL8807FL</td><td>3/4"</td></tr><tr><td>Reflections®</td><td>—</td><td>8807RL</td><td>3/4"</td></tr></table>	Trim	Model Numbers		Latchbolt Throw	Knobs	Levers	Standard	8807	8807FL	3/4"	SL	—	SL8807FL	3/4"	Reflections®	—	8807RL	3/4"	50-8807-x219-FIN	2153	2160	208	201	1178L	1178L							
Trim	Model Numbers		Latchbolt Throw																														
	Knobs	Levers																															
Standard	8807	8807FL	3/4"																														
SL	—	SL8807FL	3/4"																														
Reflections®	—	8807RL	3/4"																														

*Standard cylinder and cam indicated. For optional cylinders, see pages 28-30.