

# THE SMALLEST ELECTRIC STRIKE IN THE WORLD

## THE 3000 SERIES


**TRINE**  
 ACCESS TECHNOLOGY

# 478

## Adjustable ANSI Faceplate

For new or replacement installation in wood, metal or aluminum frames. Use with cylindrical locksets having up to 5/8" throw, based on 1/8" door gap.

**\*1/8" horizontal adjustment guaranteed to never move.**

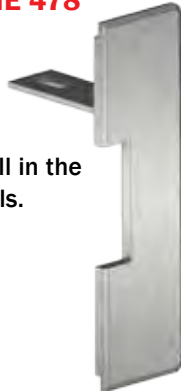


### 478-CCFP

**NOW INCLUDED WITH THE 478 FACEPLATE!**

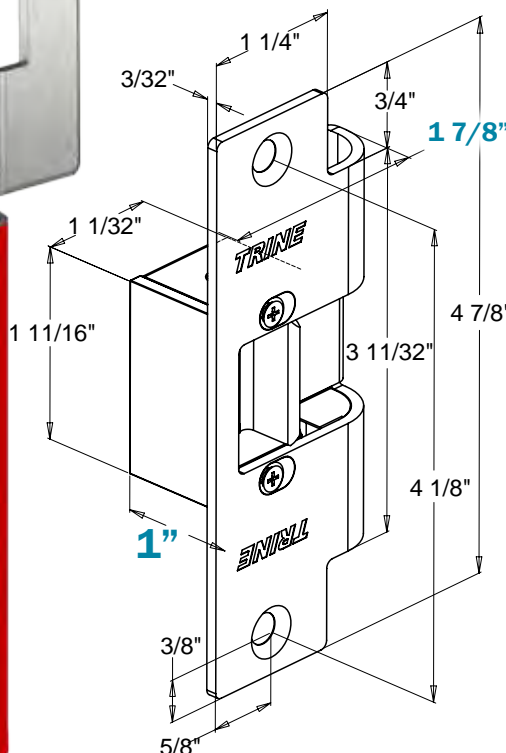
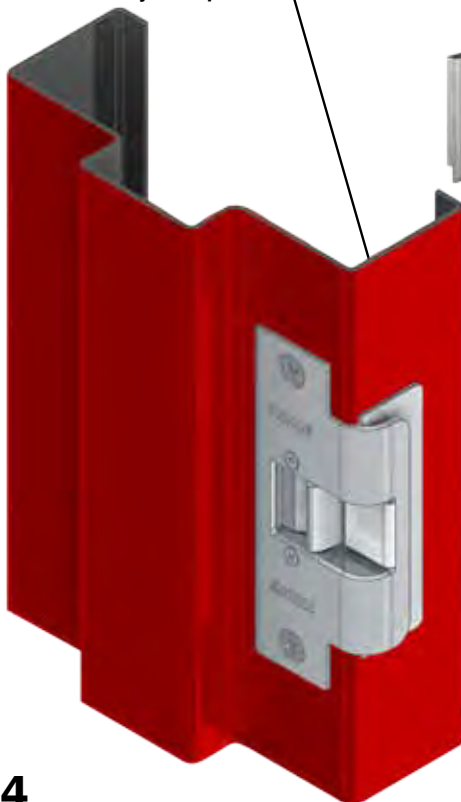
**Competitor Cutout Filler Plate**

Stainless plate designed to fill in the hole left by competitor models.



**60% LESS CUTTING of Frame Face for ANSI 4 7/8" pre-prep frames.**

**No ugly black ramp!**



**478-32D**  
 (Satin Stainless Steel – BHMA630)  
**478-32**  
 (Polished Stainless Steel – BHMA629)  
**478-US10B**  
 (Dark Bronze – BHMA613)  
**478-US3**  
 (Bright Brass – BHMA605)  
**478-US4**  
 (Satin Brass – BHMA606)

**RD** (Radiused Corners)

**Match with any 3000 Mechanism:**  
**3012, 3024, 30LC, 30RS**

**See page 38 for all frame prep details.**