

MM15 EMAG

The Dual-Action
Electromagnetic and Electromechanical Lock
with 4000 lbs. Holding Force



Actual Size

SECURITRON
ASSA ABLOY



MM15 Electromechanical Maglock



Application - 4000 lb. holding force dual voltage, dual current Maglock for interior or exterior doors where ultra-high security and compact size are required.

Function - MM15 is designed with two spring loaded, hardened steel mandibles. In the event of a forced entry attempt, the mandibles rotate inward, clamping down and capturing the edges of the armature.

Features and Benefits

- 4000 lb holding force provides an unmatched level of security
- Dual voltage (12/24VDC) and dual current (AC/DC) operation
- Mounting plate provides easy and accurate installation
- Fail safe, but can be installed with a battery backup power supply
- Optional door position switch and anti-tamper switch
- Prepped for use with 1/2" conduit
- Available finishes include stainless, black or polished brass (US03)
- Brackets and accessories to configure any opening
- Indoor use only
- **UL listed**

Specification Data

Holding Force: 4,000 lbs. [1016 Kg.]

Current Draw and Voltage:

AC Current

130mA max @ 12VDC

250mA max @ 24VDC

DC Current

100mA max @ 12VDC

200mA max @ 24VDC

Operating Temperature:

-40 to +140F [-40 to +60C]

Warranty:

MagnaCare Lifetime Replacement Warranty

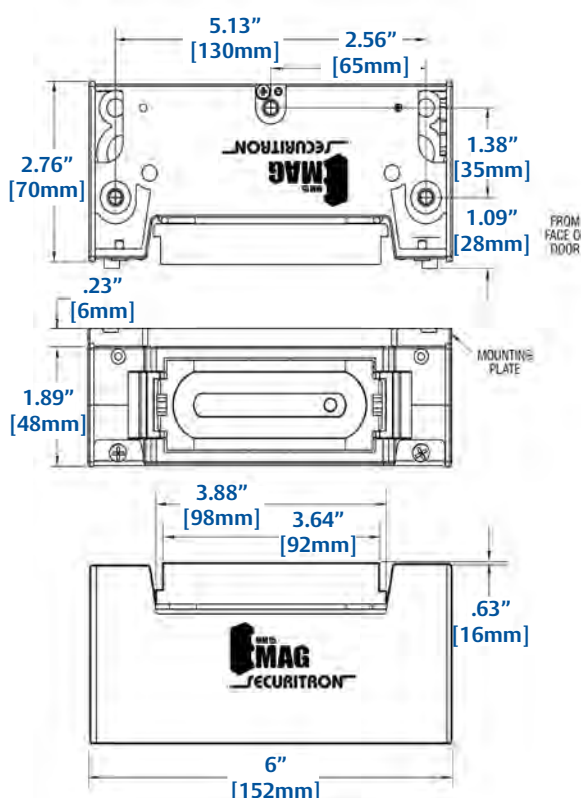
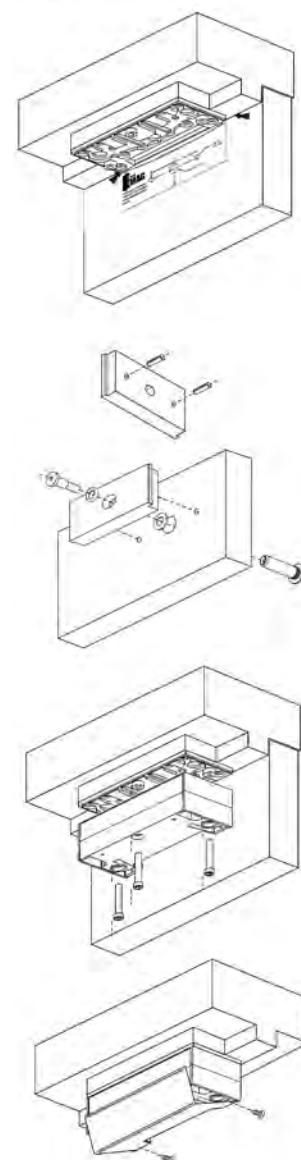
How To Order

Part #	Description
MM15	4000 lb Electromechanical Maglock, Satin Stainless
MM15G	4000 lb Electromechanical Maglock, Satin Stainless, Conduit Option
MM15DT	4000 lb Electromechanical Maglock, Satin Stainless, Door Position/Tamper Switches Option
MM15GDT	4000 lb Electromechanical Maglock, Satin Stainless, Conduit Option, Door Position/Tamper Switches Option
MM15-TS	MM15 Tamper Shield, Stainless

(800) MAGLOCK



MM15
Basic Installation
Sequence





Stainless
(US26D)

Black

Polished Brass
(US03)

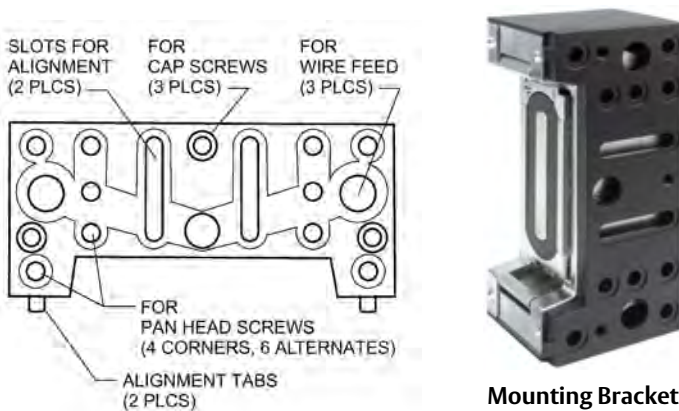
MM15 is available with three different finishes. The finish is determined by means of a snap-on metal dress cover that also screws into the front of the lock body for added protection. The stainless dress cover is provided *standard* with the MM15. Black and polished brass dress covers must be purchased separately.

MM15 Finishes

Dress Covers

How To Order

Part #	Description
DC-MM15BK	MM15 Dress Cover, Black
DC-MM15BP	MM15 Dress Cover, Polished Brass



Mounting Bracket



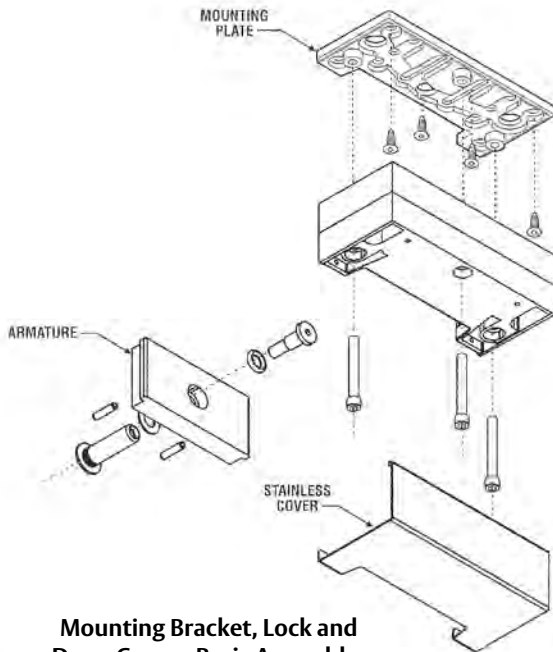
MM15-TS

Tamper Shield

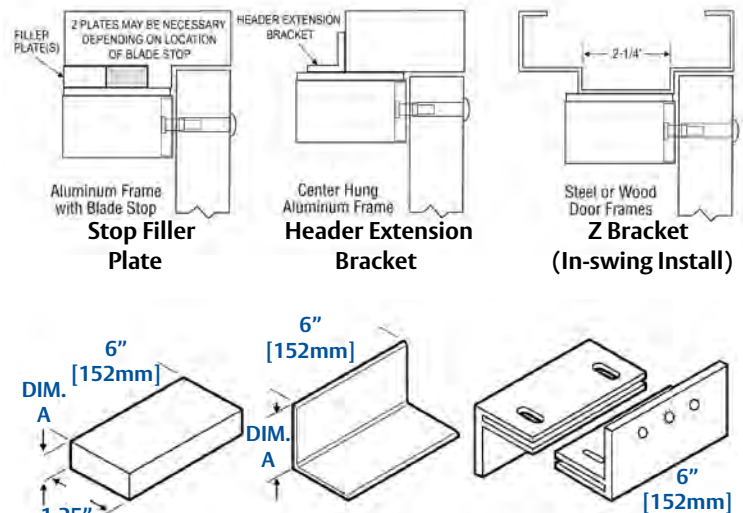
Tamper Shield fully encloses lock face completely preventing unwanted access to MM15 Strike Plate using foreign objects. Order at left.

MM15 Specialized Application Brackets

MM15 is available with three types of specialty brackets that allow for proper lock mounting on a variety of door and frame styles and sizes.



Mounting Bracket, Lock and Dress Cover - Basic Assembly



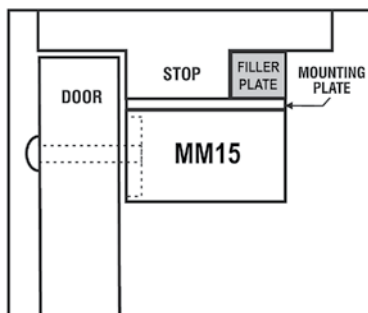
Choose Dimension "A" on Reverse for Stop Filler Plates and Header Extension Brackets



Stop Filler Plates (SFP)

How To Order

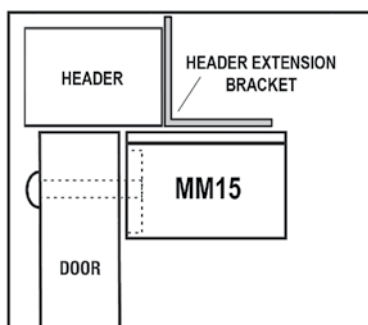
Dim. A	Part #	Description
3/8"	SFP-3/8CLMM15	MM15 SFP, 3/8" Clear - 6"
3/8"	SFP-3/8BKMM15	MM15 SFP, 3/8" Black - 6"
1/2"	SFP-1/2CLMM15	MM15 SFP, 1/2" Clear - 6"
1/2"	SFP-1/2BKMM15	MM15 SFP, 1/2" Black - 6"
5/8"	SFP-5/8CLMM15	MM15 SFP, 5/8" Clear - 6"
5/8"	SFP-5/8BKMM15	MM15 SFP, 5/8" Black - 6"



Header Extension Brackets (HEB)

How To Order

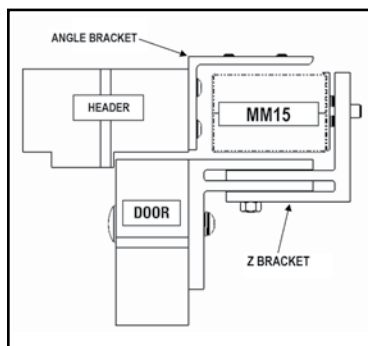
Dim. A	Part #	Description
1"	HEB-1CL-MM15	MM15 HEB, 1" Clear - 6"
1"	HEB-1BK-MM15	MM15 HEB, 1" Black - 6"
2"	HEB-2CL-MM15	MM15 HEB, 2" Clear - 6"
2"	HEB-2BK-MM15	MM15 HEB, 2" Black - 6"
3"	HEB-3CL-MM15	MM15 HEB, 3" Clear - 6"
3"	HEB-3BK-MM15	MM15 HEB, 3" Black - 6"



Z Brackets

How To Order

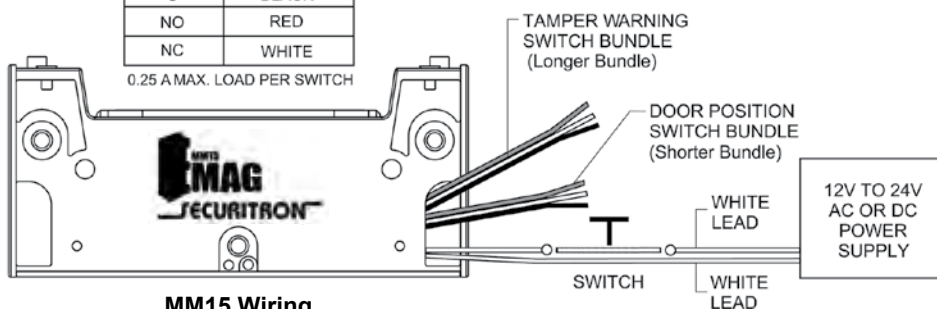
Part #	Description
Z-MM15CL	Z Bracket MM15, Clear - 6"
Z-MM15BK	Z Bracket MM15, Black - 6"



DOOR POSITION (POWER + ARMATURE)
TAMPER (*)

TERMINAL	WIRE COLOR
C	BLACK
NO	RED
NC	WHITE

0.25 A MAX. LOAD PER SWITCH



MM15 Wiring

910-10145 Rev. B



SECURITRON MAGNALOCK CORP. • 550 Vista Blvd. • Sparks, NV 8943

Tel: (775) 355-5625 • (800) MAGLOCK

www.securitron.com • Fax: (775) 355-5633