



VARIO LENSES




VARIO i16 LENS




VARIO i8 LENS



VARIO i6 LENS




VARIO i4 LENS



VARIO i2 LENS



VARIO w16 LENS



VARIO w8 LENS



VARIO w4 LENS



VARIO w2 LENS

Description	Lens insert for VARIO i16	Lens insert for VARIO i8	Lens insert for VARIO i6	Lens insert for VARIO i4	Lens insert for VARIO i2	Lens insert for VARIO w16	Lens insert for VARIO w8	Lens insert for VARIO w4	Lens insert for VARIO w2
Variations	35° x 10° 60° x 25° 80° x 30° 120° x 50°	35° x 10° 60° x 25° 80° x 30° 120° x 50°	35° x 10° 60° x 25° 80° x 30° 120° x 50°	35° x 10° 60° x 25° 80° x 30° 120° x 50°	35° x 10° 60° x 25° 80° x 30° 120° x 50°	35° x 10° 60° x 25° 80° x 30° 120° x 50°	35° x 10° 60° x 25° 80° x 30° 120° x 50°	35° x 10° 60° x 25° 80° x 30° 120° x 50°	35° x 10° 60° x 25° 80° x 30° 120° x 50°

VARIO ACCESSORIES



VARIO REMOTE



DAYTIME SET-UP TOOL

Description	Remote control to enable advanced features on VARIO	Daytime set-up tool for VARIO and other Raytec illuminators
-------------	---	---

VARIO POWER SUPPLY UNITS



VARIO PSU 20W



VARIO PSU 50W



VARIO PSU 100W



VARIO PSU 150W

Designed to power any VARIO illuminator, including VARIO IP, with 24V output and CAT5 connectivity. One PSU can power multiple illuminators

Description	20W - powers 1x VARIO 2 series illuminator	50W - powers 2x VARIO 4 series illuminators*	100W - powers 2x VARIO 8 series illuminators*	150W - powers 3x VARIO 8 series illuminators*
-------------	--	--	---	---

* or any combination of units within equivalent max power