

How To Order Key-in-Knob/Lever Cylinders

Complete part numbers are required for all orders. To determine the correct part number, fill in the "X's" in sequential order.

1	2	3	4	5			
200200S1 base part #	T cylinder	05 finish	LT keyway	S pinning			
Refer to pages 71-89 for descriptions and technical specifications to find the corresponding base part number.	<ul style="list-style-type: none">– = OriginalK = Medeco KMT = Medeco³W = BiaxialJ = Medeco³ BiLevelC = Classic CLIQN = Medeco X4S = M³ CLIQM = Medeco X4 CLIQ	<p>Refer to the inside back cover of this catalog for finish options. Include the corresponding two digit finish number.</p> <p>Upcharge for split finish.</p>	<p>Insert keyway if known or contact Customer Service for help.</p>	<table><tr><td>S = Sub-Assembled (Uncombined) No additional information needed</td><td>P = Pinned (Combined) Keyed alike (KA) Keyed different (KD) 2 keys per cylinder</td><td>M = Master Keyed Provide specific pinning or contact Customer Service for support Must specify quantity for keys.</td></tr></table>	S = Sub-Assembled (Uncombined) No additional information needed	P = Pinned (Combined) Keyed alike (KA) Keyed different (KD) 2 keys per cylinder	M = Master Keyed Provide specific pinning or contact Customer Service for support Must specify quantity for keys.
S = Sub-Assembled (Uncombined) No additional information needed	P = Pinned (Combined) Keyed alike (KA) Keyed different (KD) 2 keys per cylinder	M = Master Keyed Provide specific pinning or contact Customer Service for support Must specify quantity for keys.					

BUILD A KEY-IN-KNOB/LEVER PART #:

200200S1 X XX XX X

Key-in-Knob/Lever Cylinder ————

Obtain from Product Listing ————

Cylinder Technology ————

– = Original
K = Medeco KM
T = Medeco³
W = Biaxial
J = Medeco³ BiLevel
C = Classic CLIQ
N = Medeco X4
S = M³ CLIQ
M = Medeco X4 CLIQ













Pinning
S = Sub Assembled
P = Pinned
M = Master Keyed

Keyway

Finish
05 = Bright Brass (US03)
06 = Satin Brass (US04)
09 = Antique Brass (US5)
11 = Bright Bronze (US9)
12 = Satin Bronze (US10)
13 = Dark Bronze/Oil Rubbed (US10B)
18 = Bright Nickel (US14)
19 = Satin Nickel (US15)
20 = Antique Nickel (US15A)
22 = Flat Black (US19)
24 = Dark Bronze/Clear Coat (US20A)
25 = Bright Chrome (US26)
26 = Satin Chrome (US26D)

**Refer to the eCylinder section for more detail on specific technologies available and pricing. Technologies are represented by the following letters:
 T = Medeco³, S = M³ CLIQ, J = Medeco³ BiLevel, W = Biaxial, V = Medeco Biaxial CLIQ, K = Medeco KM, N = Medeco X4, C = Classic CLIQ, M = Medeco X4 CLIQ,
 "–" = Original, Z = Medeco Original KW CLIQ, G = Medeco XT ***See key section for surcharges for custom coined cut keys or special stamping requirements.
Note: (P) refers to **Pinned** and **(S)** to **Sub-Assembled** at the end of each part string in the price book.

LFIC Mortise Housings

Description	Part Number	Medeco ³	BiLevel	Medeco X4
 5 Pin Mortise Cylinder Housing	32-0175			
 6 Pin Mortise Cylinder Housing	32-0275			
 6 Pin Jumbo Mortise Cylinder Housing for Corbin® Russwin® Master Ring Cylinders	32-1375			
 1 1/2" Mortise Cylinder Housing for 32-5200	32-5275			
 1 3/4" Mortise Cylinder Housing for 32-5400	32-5475			
 2" Mortise Cylinder Housing for 32-5500	32-5575			
 2 1/4" Mortise Cylinder Housing for 32-5300	32-5375			
 2 5/8" Mortise Cylinder Housing for 32-5600	32-5675			
 3" Mortise Cylinder Housing for 32-5700	32-5775			
 6 Pin 1 3/8" Mortise Cylinder Housing (Yale®)	31-0175			
 7 Pin Mortise Cylinder Housing (Yale®)	31-0175A			
 2 1/4" Mortise Cylinder Housing (Yale®)	31-5375			

**Refer to the eCylinder section for more detail on specific technologies available and pricing. Technologies are represented by the following letters:
T = Medeco³, S = M³ CLIQ, J = Medeco³ BiLevel, W = Biaxial, V = Medeco Biaxial CLIQ, K = Medeco KM, N = Medeco X4, C = Classic CLIQ, M = Medeco X4 CLIQ,
“-” = Original, Z = Medeco Original KW CLIQ, G = Medeco XT ***See key section for surcharges for custom coined cut keys or special stamping requirements.
Note: (P) refers to **Pinned** and (S) to **Sub-Assembled** at the end of each part string in the price book.