
















## Mortise Cams

	Description	Part Number	Price
	Corbin Russwin® Type	CT-Z00	
	Standard Yale® Type	CT-Z01	
	Adams Rite® Type	CT-Z02	
	Keil® Norwalk Type	CT-Z04	
	Schlage® Type	CT-Z05	
	Medium Yale® Type	CT-Z06	
	Segal® Type	CT-Z07	
	Lockwood® Type	CT-Z08	
	Corbin Russwin® Type	CT-Z09	
	Segal® Deadbolt Type	CT-Z16	
	Corbin Russwin® Oversized Jumbo	CT-Z17	
	For Night Deposit Lock	CT-Z18	
	General® Lock	CT-Z19	
	Sargent® Type	CT-Z20	
	Ruko® Type	CT-Z21	

\*\*Refer to the eCylinder section for more detail on specific technologies available and pricing. Technologies are represented by the following letters:  
T = Medeco<sup>3</sup>, S = M<sup>3</sup> CLIQ, J = Medeco<sup>3</sup> BiLevel, W = Biaxial, V = Medeco Biaxial CLIQ, K = Medeco KM, N = Medeco X4, C = Classic CLIQ, M = Medeco X4 CLIQ,  
“-” = Original, Z = Medeco Original KW CLIQ, G = Medeco XT \*\*\*See key section for surcharges for custom coined cut keys or special stamping requirements.  
**Note: (P)** refers to **Pinned** and **(S)** to **Sub-Assembled** at the end of each part string in the price book.