

	BHMA	US	Description	Base Material
A Hinges & Pivots	609	US5	Satin Brass Plated, Blackened, Satin Relieved, Clear Coated	Aluminum
	628	US28	Satin Aluminum, Clear Coated	Aluminum
	666	US3	Bright Brass Plated, Clear Coated	Aluminum
	666	US3AL	Bright Brass Plated, Clear Coated	Aluminum
	667	US4	Satin Brass Plated, Clear Coated	Aluminum
B Pulls & Plates	668	US10A	Satin Bronze Plated, Clear Coated	Aluminum
	668	US10AL	Satin Bronze Plated, Clear Coated	Aluminum
	669	US14	Bright Nickel Plated	Aluminum
	670	US15	Satin Nickel Plate	Aluminum
	673	US92	Aluminum, Clear Coated	Aluminum
	689	US65	Aluminum Painted	Aluminum
	702	US26D	Satin Chrome Plated	Aluminum
	703	US10B	Oxidized Satin Bronze Plated, Oil Rubbed	Aluminum
	710	313AN	Dark Bronze Anodized	Aluminum
	711	315AN	Black Anodizes	Aluminum
C Flush Bolts & Coordinators	713	US26D		Aluminum
	716	A10B	Satin Bronze Plated, Clear Coated	Aluminum
		BLK	Black Epoxy Coated	Aluminum
		W	White Epoxy Coated	Aluminum
		T	Tan Epoxy Coated	Aluminum
		BRN	Brown Epoxy Coated	Aluminum
		CLR	Clear Epoxy Coated	Aluminum
		US5	Satin Brass Plated, Blackened, Satin Relieved, Clear Coated	Aluminum
		A5	Aluminum	Aluminum
		AP	Aluminum, Prime Paint	Aluminum
D Latches, Catches & Bolts		R	Red Epoxy Coated	Aluminum
		US26D	Satin Chrome Plated	Aluminum
	690	US69	Dark Bronze Painted	Any
	605	US3	Bright Brass, Clear Coated	Brass
	606	US4	Satin Brass, Clear Coated	Brass
	689	SP28	Aluminum Painted	Brass
	691	SP10	Light Bronze Painted	Brass
	693	SPBLK	Black Painted	Brass
	695	SP313	Dark Bronze Painted	Brass
	706	SP4	Brass	Brass
E Stops	716		Satin Bronze Plated, Clear Coated	Brass
	P600	P600	Primed for Paint	Brass
		BRN	Brown	Brass
		GRY	Gray	Brass
		TAN	Tan	Brass
		White	White Rubber	Brass
F Exterior Hardware	618	US14	Bright Nickel Plated, Clear Coated	Brass, Bronze
	619	US15	Satin Nickel Plated, Clear Coated	Brass, Bronze
	620	US15A	Satin Nickel Plated, Blackened, Satin Relieved, Clear Coated	Brass, Bronze
	622	US19	Flat Black Coated	Brass, Bronze
	625	US26	Polished Chrome Plated	Brass, Bronze
	626	US26D	Satin Chrome Plated	Brass, Bronze
G Miscellaneous Hardware	612	US10	Satin Bronze, Clear Coated	Bronze

BHMA	US	Description	Base Material
613	US10B	Dark Oxidized Satin Bronze, Oil Rubbed Finish	Bronze
	White	White	Plastic
	BLK	Black Plastic	Plastic
	BRN	Brown Plastic	Plastic
	CLR	Clear Plastic	Plastic
	P	Plastic	Plastic
	A3	Rubber	Rubber
	R	Rubber	Rubber
	Brown	Brown Rubber	Rubber
	Tan	Tan Rubber	Rubber
	Gray	Gray Rubber	Rubber
629	US32	Polished Stainless Steel	Stainless Steel 300
630	US32D	Satin Stainless Steel	Stainless Steel 300
654	US32D	Satin Stainless Steel	Stainless Steel 400
600	USP	Primed for Paint - Steel	Steel
600	FP	Primed for Paint - Steel	Steel
603	2G	Zinc Plated	Steel
603	2C	Zinc Plated	Steel
604	2G	Zinc Plated/Dichromate Sealed	Steel
632	US3	Bright Brass Plated, Clear Coated	Steel
638	US5	Satin Brass Plated, Blackened, Satin Relieved, Clear Coated	Steel
639	US10	Satin Bronze Plated, Clear Coated	Steel
640	US10B	Dark Oxidized Satin Bronze, Oil Rubbed Finish	Steel
645	US24	Bright Nickel Plated, Clear Coated	Steel
646	US15	Satin Nickel Plated, Clear Coated	Steel
652	US26D	Satin Chrome Plated	Steel
689	SP28	Aluminum Painted	Steel
693	SPBLK	Black Painted	Steel
695	SP313	Dark Bronze Painted	Steel
695	SP313	Dark Bronze Painted	Steel
706	SP4	Brass	Steel
716		Satin Bronze Plated, Clear Coated	Steel
716	F10B		Steel
	A5	Steel	Steel
406			Zinc/Brass

Antimicrobial Coating (AM) inhibits the growth of bacteria, available on many Ives Architectural Hardware Products.

Hinges & Pivots
A

Pulls & Plates
B

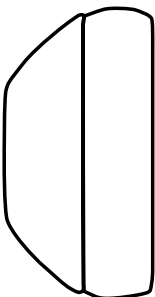
Flush Bolts & Coordinators
C

Latches, Catches & Bolts
D

Stops
E

Exterior Hardware
F

Miscellaneous Hardware
G

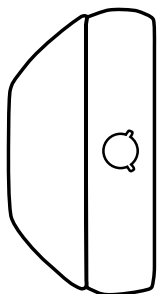
**VR910-DT
VR914-DT****With black grip
Without black grip**

- For use with Von Duprin 98/99 Series rim and vertical rod exit device
- Non-handed
- Thru-bolts direct to the exit device
- Pull operation only.

Width	Height	Thru-Bolt Pattern	Clearance Grip to Door	Projection
5-1/4"	11"	1-3/8" wide x 7" high	1-1/2"	1-7/8"

Finishes

US Finish	US32D
BHMA	630

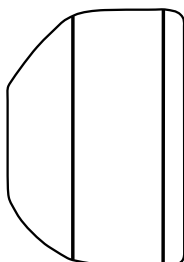
**VR910-NL
VR914-NL****With black grip
Without black grip**

- For use with Von Duprin 98/99 rim and vertical rod exit device
- Non-handed
- Thru-bolts direct to the exit device

Width	Height	Thru-Bolt Pattern	Clearance Grip to Door	Projection
5-1/4"	11"	1-3/8" wide x 7" high	1-1/2"	1-7/8"

Finishes

US Finish	US32D
BHMA	630

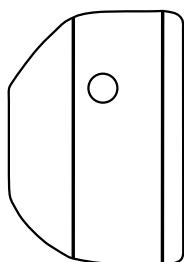
**VR910M-DT
VR914M-DT****With black grip
Without black grip**

- For use with Von Duprin 9875/9975 mortise lock exit device
- Non-handed
- Thru-bolts direct to the exit device

Width	Height	Thru-Bolt Pattern	Clearance Grip to Door	Projection
7-1/4"	11"	1-3/8" wide x 7" high	1-1/2"	1-7/8"

Finishes

US Finish	US32D
BHMA	630

**VR910M-NL RHR
VR910M-NL LHR
VR914M-NL RHR
VR914M-NL LHR****With black grip
With black grip
Without black grip
Without black grip**

- For use with Von Duprin 9875/9975 Series mortise lock exit device
- Thru-bolts direct to the exit device
- Night latch operation (cylinder not furnished)

Width	Height	Thru-Bolt Pattern	Clearance Grip to Door	Projection
7-1/4"	11"	1-3/8" wide x 7" high	1-1/2"	1-7/8"

Finishes

US Finish	US32D
BHMA	630