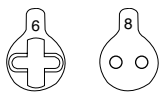
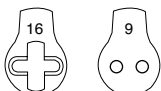



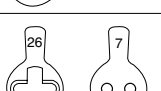



Mortise cylinders

Cams (continued)

Other manufacturers

Diagram	Lock	Reference number	Part number	For cylinder
	Adams Rite MS, 4500 and 4700 Series	6 8	A09899-000-00 A12667-001-00*	Conventional I/C
	Adams Rite 4070 deadlock	16 9	A09898-000-00 A12667-002-00	Conventional I/C
	Arrow, Corbin Russwin ML2200 except ML2255 and ML2242 inside	- 11	A20069-000-00 A12667-011-00	Conventional I/C
	Corbin Russwin DL4000 Series	27	A12677-013-00	I/C
	Corbin Russwin master ring black cast iron locks only. Requires brushing A09890-000-00	25	A12667-006-00	Conventional I/C Most exit devices
	Sargent & Yale	26 7	A08867-000-00 A12667-000-00	Conventional I/C
	Sargent 7737	-	A12667-03A-00*	I/C

* Thick cams require throw pin A12663-003-00

Note: Each part number indicates a package of 10 cams

Cam assortment kits

1396 Standard cylinders

Contains ten each #1, 4 and 13; fifteen #6 and five each #2, 3 and 14 cams, plus 50 cam screws and a plug follower.

1397 I/C Mortise cylinders

Contains ten each #5, 7, 10, 11 and 12; twenty #8 and five #15 cams, a supply of throw member pins and plates, and one #1402 staking punch.

