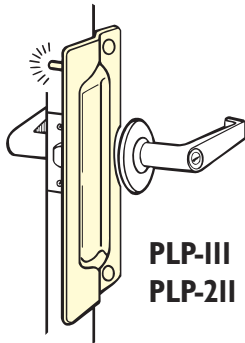




**EBF Fasteners available with selected Latch Protectors.**

## Pin Latch protectors for OUTSWINGING DOORS



**PLP-III  
PLP-2II**



**PULP-III  
PULP-2II**

NUMBER	DIMENSIONS	MATERIAL
PLP-III	3" x 11"	Stainless Steel
PLP-2II	3" x 11"	Steel
PLP-III-EBF	3" x 11"	Stainless Steel
PLP-2II-EBF	3" x 11"	Steel
PULP-III	3.5" x 11.75"	Stainless Steel
PULP-2II	3.5" x 11.75"	Steel

**SHELF PACK:** 10

**Polybagged**

**GAUGE:** 12 (.104)

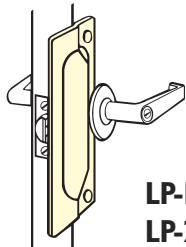
**FEATURES:**

- Solid steel pin prevents spreading of door from frame
- Pin is welded on back leaving no visible point of attack from outside
- Fits 2 3/4" and 2 3/8" backsets

(PULP-III, PULP-2II) Cut out size: 8.75"

**FINISHES:** (PLP-III, PULP-III) 630  
(PLP-2II, PULP-2II) 626, BP (Brass Plated), CP (Chrome Plated), DU (Duro Coated), SL (Silver Coated)

## For Outswinging doors



**LP-107  
LP-207**

NUMBER	DIMENSIONS	MATERIAL
LP-107	2 3/4" x 7"	Stainless Steel
LP-207	2 3/4" x 7"	Steel
LP-107-EBF	2 3/4" x 7"	Stainless Steel
LP-207-EBF	2 3/4" x 7"	Steel

**SHELF PACK:** 10


**Display Package Size - 4" x 12"**

**GAUGE:** 12 (.104)

**FEATURES:** Furnished with carriage bolts, washers & acorn cap nuts for safety and strength

**FINISHES:** (LP-107) 630  
(LP-207) BP (Brass Plated), CP (Chrome Plated), DU (Duro Coated), SL (Silver Coated)

## COMMERCIAL TYPE for outswinging doors



**CLP-106  
CLP-110**

NUMBER	DIMENSIONS	MATERIAL
CLP-106	2 1/8" x 6"	Stainless Steel
CLP-110	2 1/8" x 10"	

**SHELF PACK:** 10

**Polybagged**

**GAUGE:** 12 (.104)

**FEATURES:**

- 6" for key-in-knobs
- 10" for Mortise Locks
- Architectural design
- Concealed welded studs with fasteners

**FINISH:** 630