

Functions

CL33600 RNE1 Cylindrical Locks

Certification/Compliance

ANSI/BHMA

Meets A156.2 Grade 1 requirements.

Federal

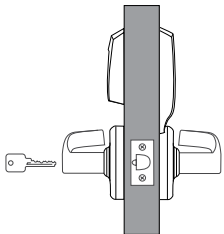
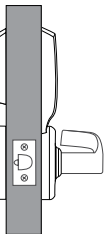
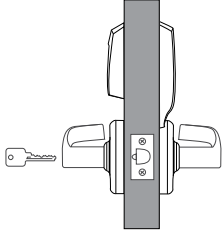
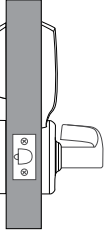
Meets FF-H-106C.

California State Reference Code

(Formerly Title 19, California State Fire Marshal Standard) All levers with returns comply; levers return to within 1/2" (13mm) of door face.

C-UL US

All locks with 1/2" (13mm) throw latchbolt listed for A label and lesser class 4' x 10' single doors. All locks with 3/4" (19mm) throw latchbolt listed for A label and lesser class 8' x 10' pairs of doors. Letter F and UL symbol on latch front indicate listing.

| Outside | Inside | Series/Function | Type | Function Description |
|---|---|---|-------|---|
|  |  | CL33603 Fail Safe With Key Override | Entry | <ul style="list-style-type: none"> Latch retracted by inside lever at all times Key outside retracts latch Outside lever locked (freewheeling) except when valid user credential presented |
|  |  | CL33605 Fail Secure With Key Override | Entry | <ul style="list-style-type: none"> Latch retracted by inside lever at all times Key outside retracts latch Outside lever locked (freewheeling) except when valid user credential presented |