

STOCK LOCKS®

**Through your CompX National distributor
... a program to meet your lock requirements.**

CompX National manufactures a wide variety of locks for residential, commercial and industrial use. We've been solving security problems since the need for metal cabinet locks brought about the founding of our company in 1903.

The locks shown in this catalog are particularly well-suited to serve the replacement market...as well as component manufacturers. They have been proven in use.

Our experience in serving this market has shown us the importance of product quality, competitive pricing, proper packaging and immediate service and delivery. Working through your CompX National distributor, we offer a program that is committed to serving your needs.

A complete selection of locks

- Door and drawer locks for virtually every application, every security requirement.
- Wide variety of mail box locks.
- Locking devices of every description for use in schools, institutional and commercial buildings.
- Key blanks and keying kits to complement each of our locks.

Packaged for your convenience


- All hardware is individually packed in see-thru poly-bags for product protection and easy inspection.
- Poly-bags of like hardware are grouped in popular quantities and placed in handy cases.
- Case designed for convenience in storage and ease in handling.
- Cases are labeled for quick identification.



how cabinet locks are used

DOOR APPLICATION

Bolt or cam at side locks to frame.



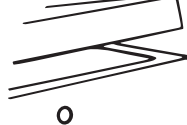
LEFT HAND

RIGHT HAND

At which edge of door hinges are located determines hand of door when facing door.

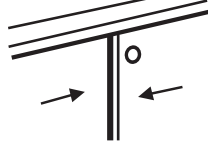
LID APPLICATION

Lock engages strike mounted on underside of lid.




SLIDING (By-pass) DOOR APPLICATION

Lock engages strike mounted on rear door.




SINGLE DRAWER APPLICATIONS

Drawer mounted lock – Bolt or cam locks on frame.

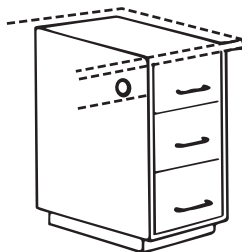


Frame mounted lock – Cam locks on back of drawer front with hook cam engaging strike.




MULTIPLE DRAWER APPLICATIONS (Wood construction)

PEDESTAL/FILE



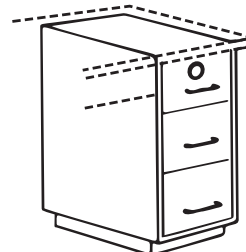
Side mounted gang lock – vertical bar movement locks all drawers simultaneously.

DESK




Center drawer mounted lock – Bolt locks on frame or top. Side drawer mechanism(s) actuated by locked center drawer secures drawers.

PEDESTAL/FILE



Top drawer mounted lock activates side mechanism securing other drawers.

LATERAL FILE



Top drawer mounted lock activates side mechanisms securing other drawer(s); also allows only opening one drawer at a time.

finish codes

Finish code applies to exposed portions of lock and is indicated by part number suffix, i.e.: C8053-3 Bright Brass finish.

2C – Zinc Plated
3 – Bright Brass
4 – Satin Brass

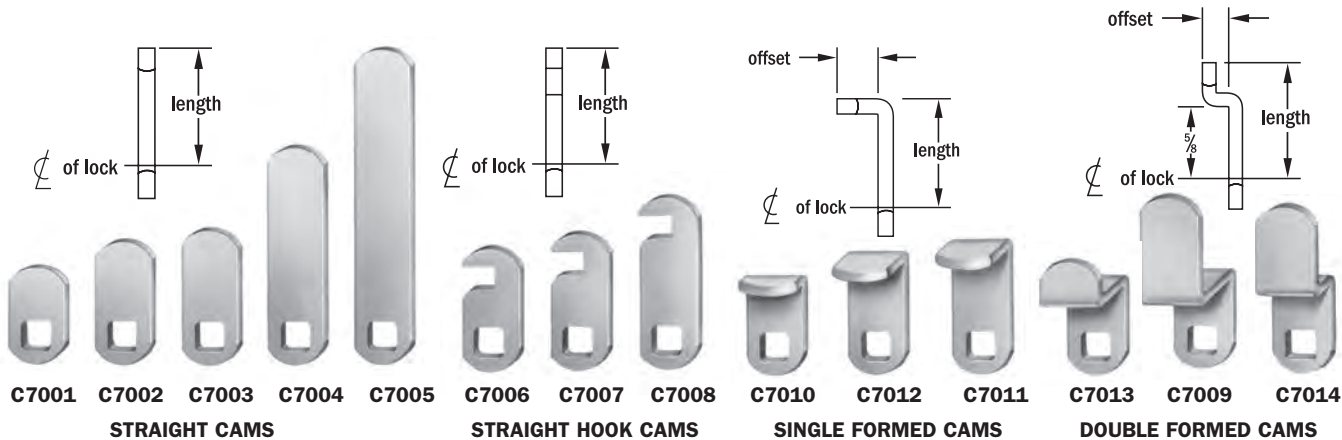
4G – Antique Brass
14A – Bright Nickel
19 – Black

26 – Bright Chrome
26D – Dull Chrome (brushed)

key codes

Key codes stamping may appear with or without zeros preceding other numbers, i.e.: C001A and C1A are the same key code.

disc tumbler cams



.284" mounting hole for all disc tumbler cams

Cams are .095" thick and .625" wide.

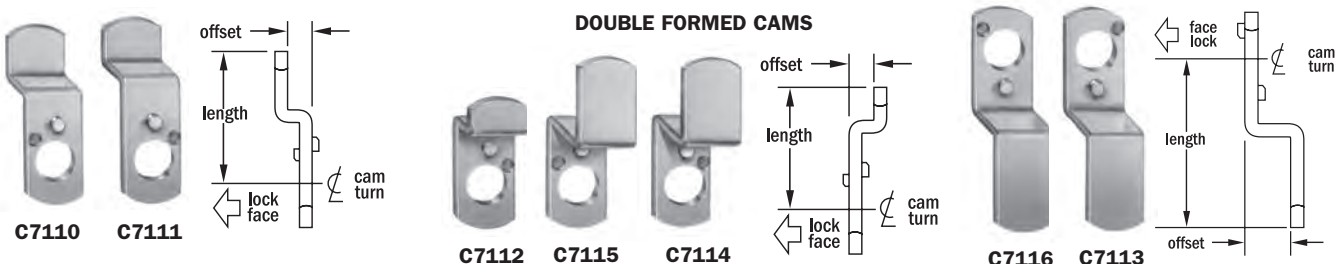
Selection of cams that permit adaption of disc tumbler cylinder cam locks to meet nearly every application need.

Hook Cams and Double Formed Cams can be reversed when required.

Part No.	Description	Length	Quantity Per Bag	Part No.	Description	Length	Offset	Quantity Per Bag
C7001-2C	Straight Cam	3/4"	25	C7008-2C	Straight Hook Cam	1-1/2"	—	25
C7002-2C	Straight Cam	1"	25	C7009-2C	Double Formed Cam	1-3/4"	1/2"	25
C7003-2C	Straight Cam	1-1/8"	25	C7010-2C	Single Formed Cam	5/8"	7/32"	25
C7004-2C	Straight Cam	2"	25	C7011-2C	Single Formed Cam	1-1/8"	7/16"	25
C7005-2C	Straight Cam	3"	25	C7012-2C	Single Formed Cam	1"	7/16"	25
C7006-2C	Straight Hook Cam	1"	25	C7013-2C	Double Formed Cam	1-1/8"	3/8"	25
C7007-2C	Straight Hook Cam	1-1/8"	25	C7014-2C*	Double Formed Cam	1-5/8"	5/16"	25

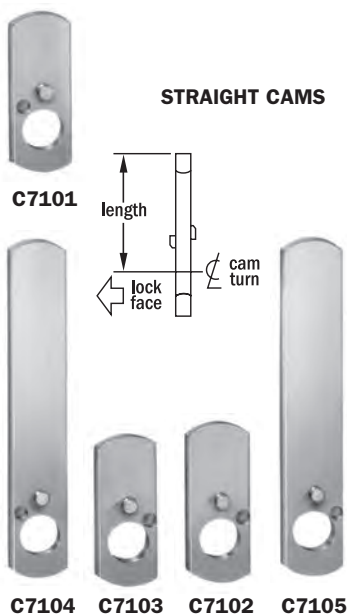
*For overlay construction using 3/4" thick front and 3/4" thick frame material. Use with C8053 disc tumbler lock.

pin tumbler cams



Cams for pin tumbler cylinder cam locks. All cams have dual function. See "Applications" column in table for details.

Cams are .095" thick and .625" wide.



Applications: solid lines show locked position of cam	Position of shifter on back of lock	Part Number	Description	Length	Offset	Quantity Per Bag
		C7101-2C	Straight Cam	1-1/4"	—	20
		C7104-2C	Straight Cam	3"	—	20
		C7110-2C	Double Formed Cam	1-1/4"	9/32"	20
		C7115-2C*	Double Formed Cam	1-5/8"	7/16"	20
		C7102-2C	Straight Cam	1-1/4"	—	20
		C7103-2C	Straight Cam	1-1/8"	—	20
		C7105-2C	Straight Cam	3"	—	20
		C7111-2C	Double Formed Cam	1-1/4"	9/32"	20
		C7112-2C	Double Formed Cam	1-1/8"	1/4"	20
		C7114-2C*	Double Formed Cam	1-5/8"	7/16"	20
		C7113-2C*	Double Formed Cam	1-5/8"	7/16"	20
		C7116-2C*	Double Formed Cam	1-5/8"	7/16"	20

*For overlay construction using 3/4" thick front and 3/4" thick frame material. Use with C8102 pin tumbler locks.

Note: Order by number of pieces, not by bag. Full bags only. Orders must be in multiples of 25 or 20 pieces.