

STOCK[®] LOCKS

**Through your CompX National distributor
... a program to meet your lock requirements.**

CompX National manufactures a wide variety of locks for residential, commercial and industrial use. We've been solving security problems since the need for metal cabinet locks brought about the founding of our company in 1903.

The locks shown in this catalog are particularly well-suited to serve the replacement market...as well as component manufacturers. They have been proven in use.

Our experience in serving this market has shown us the importance of product quality, competitive pricing, proper packaging and immediate service and delivery. Working through your CompX National distributor, we offer a program that is committed to serving your needs.

A complete selection of locks

- Door and drawer locks for virtually every application, every security requirement.
- Wide variety of mail box locks.
- Locking devices of every description for use in schools, institutional and commercial buildings.
- Key blanks and keying kits to complement each of our locks.

Packaged for your convenience


- All hardware is individually packed in see-thru poly-bags for product protection and easy inspection.
- Poly-bags of like hardware are grouped in popular quantities and placed in handy cases.
- Case designed for convenience in storage and ease in handling.
- Cases are labeled for quick identification.



how cabinet locks are used

DOOR APPLICATION

Bolt or cam at side locks to frame.



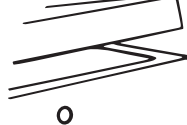
LEFT HAND

RIGHT HAND

At which edge of door hinges are located determines hand of door when facing door.

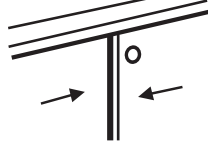
LID APPLICATION

Lock engages strike mounted on underside of lid.




SLIDING (By-pass) DOOR APPLICATION

Lock engages strike mounted on rear door.



SINGLE DRAWER APPLICATIONS

Drawer mounted lock – Bolt or cam locks on frame.

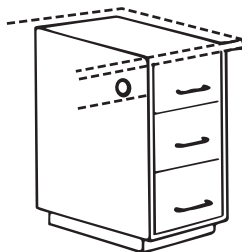


Frame mounted lock – Cam locks on back of drawer front with hook cam engaging strike.




MULTIPLE DRAWER APPLICATIONS (Wood construction)

PEDESTAL/FILE



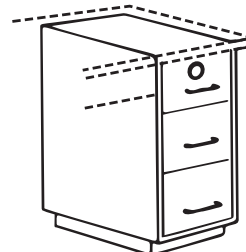
Side mounted gang lock – vertical bar movement locks all drawers simultaneously.

DESK




Center drawer mounted lock – Bolt locks on frame or top. Side drawer mechanism(s) actuated by locked center drawer secures drawers.

PEDESTAL/FILE



Top drawer mounted lock activates side mechanism securing other drawers.

LATERAL FILE



Top drawer mounted lock activates side mechanisms securing other drawer(s); also allows only opening one drawer at a time.

finish codes

Finish code applies to exposed portions of lock and is indicated by part number suffix, i.e.: C8053-3 Bright Brass finish.

2C – Zinc Plated
3 – Bright Brass
4 – Satin Brass

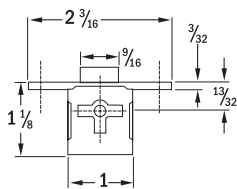
4G – Antique Brass
14A – Bright Nickel
19 – Black

26 – Bright Chrome
26D – Dull Chrome (brushed)

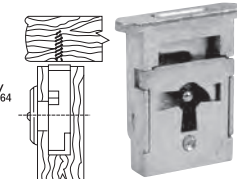
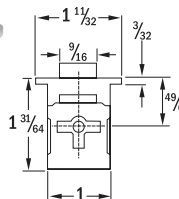
key codes

Key codes stamping may appear with or without zeros preceding other numbers, i.e.: C001A and C1A are the same key code.


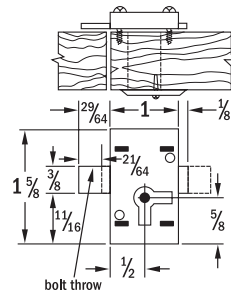
furniture locks



C8252, C8253



C8207



C8826

APPLICATION – This group of locks is used primarily on furniture and other fine cabinetry. C8826 is surface mounted and requires hole for key entry, all other locks require full 11/32" x depth of lock. Additional mortising, required for lock selvedge plus hole for key entry.

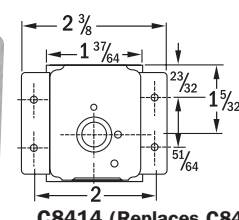
OPERATION – Key removable in both locked and unlocked positions.

KEYING – Each lock furnished keyed alike.

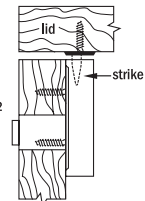
PACKAGING – Supplied with one key. All locks except C8826 are supplied with strikes. Key hole escutcheons are packed with C8207 and C8826.

Part No.	Installation	Bolt Type	Bolt Travel	Case Quantity	Reference Number	Key Blank
C8207-3	R. H. Door, Drawer, Full Mortise	Dead	3/16"	25	N0-0274-001	D8890
C8252-3	L.H. Door, Full Mortise	Dead	3/16"	25	N0-0252-001	D8890
C8253-3	Door/Drawer, Surface Mounted	Dead	21/64"	25	N0-0826-001	D8890

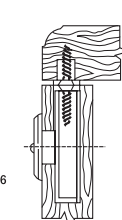
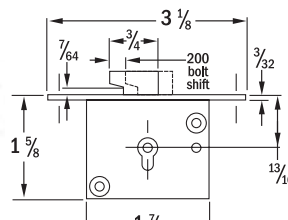
chest/lid locks



C8414 (Replaces C8412)



C8384



APPLICATION – Lid locks for cedar chest application and other lid locking requirements. C8414 is surface mounted and requires a 9/16" diameter hole for cylinder. C8384 requires 11/32" wide x depth of lock full mortise plus mortise for selvedge plus hole for key entry.

OPERATION – Key removable in both locked and unlocked positions. C8414 has a safety feature requiring operation of pushbutton to lock or latch lid closed.

KEYING – Each lock furnished keyed alike.

PACKAGING – Supplied w/one key. Appropriate strikes & mounting screws supplied w/locks w/additional keyhole escutcheon furnished w/C8384.

Part No.	Installations	Bolt Type	Cylinder Length	Bolt Travel	Case Quantity	Reference Number	Key Blank
C8384-3	Chest Lid, Full Mortise	Hook	—	5/16" .200" side shift	25	N0-0384-001	D8890
C8414-4G	Chest Lid, Surface Mounted	Internal, Engages Strike	7/8"	—	25	N0-8414-001	D8194



keyless combination cam lock



APPLICATION – For drawers, R.H. or L.H. doors with flush or overlay construction, Requires 3/4" diameter mounting hole.

OPERATION – Can be operated using a combination or a key. Once unlocked, rotate the housing 90° clockwise to unlatch. Unlock using combination: turn wheels until correct combination appears in the combination windows. Press button and rotate clockwise to unlock. To lock scramble the wheels on the dial. Unlock using key: Insert key and rotate 90°, rotate housing to unlock. To lock, user must rotate the key 90° counter-clockwise to lock.

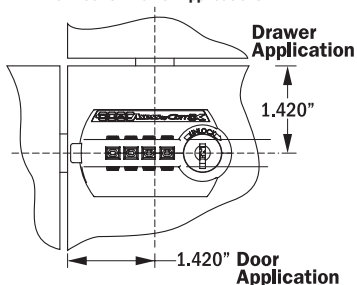
KEYING – Will key together with all other disc tumbler locks using D8770. Master keying is standard.

PACKAGING – D8030 supplied with two keys, mounting nut, 4-prong wood anchor, (1) 2" length straight cam, (1) 2" length with 7/32" offset cam. D8031 supplied with two keys, mounting nut, 4-prong wood anchor, (1) 2" length straight cam, (1) 2" length with 7/32" offset cam, (1) 2" length with 19/32" offset cam.

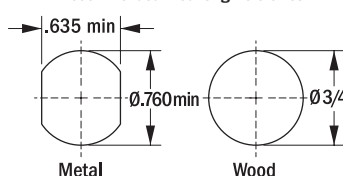
Part No.	Cylinder Length	Maximum Material Thickness	MKKA Codes*	MKKD Codes	Case Qty.	Key Blank	Plug Removal Key	Master Key
D8030	7/8"	5/8"	3	60	10	D8770	D8771	D8772
D8031	1 3/8"	1 1/8"	3	60	10	D8770	D8771	D8772

* Key Codes: DA108, DA120, DA124

Recommended Hole Location for Door or Drawer Applications

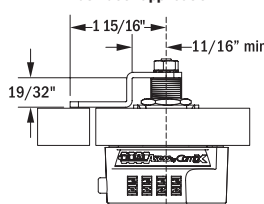


Recommended Mounting Hole Sizes



Note: Do not use spur washer with metal door or drawer.

Flush door application



Flush drawer application

