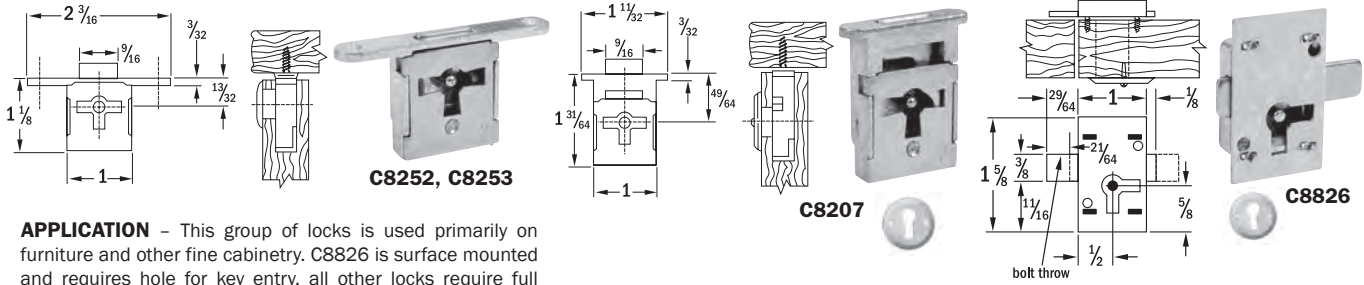


furniture locks



APPLICATION - This group of locks is used primarily on furniture and other fine cabinetry. C8826 is surface mounted and requires hole for key entry, all other locks require full 1 1/32" x depth of lock. Additional mortising, required for lock selvedge plus hole for key entry.

OPERATION - Key removable in both locked and unlocked positions.

KEYING - Each lock furnished keyed alike.

PACKAGING - Supplied with one key. All locks except C8826 are supplied with strikes. Key hole escutcheons are packed with C8207 and C8826.

Part No.	Installation	Bolt Type	Bolt Travel	Case Quantity	Reference Number	Key Blank
C8207-3	R. H. Door, Drawer, Full Mortise	Dead	3/16"	25	N0-0274-001	D8890
C8252-3	L.H. Door, Full Mortise	Dead	3/16"	25	N0-0252-001	D8890
C8253-3	Door/Drawer, Surface Mounted	Dead	21/64"	25	N0-0826-001	D8890

chest/lid locks



APPLICATION - Lid locks for cedar chest application and other lid locking requirements. C8414 is surface mounted and requires a 9/16" diameter hole for cylinder. C8384 requires 1 1/32" wide x depth of lock full mortise plus mortise for selvedge plus hole for key entry.

OPERATION - Key removable in both locked and unlocked positions. C8414 has a safety feature requiring operation of pushbutton to lock or latch lid closed.

KEYING - Each lock furnished keyed alike.

PACKAGING - Supplied w/one key. Appropriate strikes & mounting screws supplied w/locks w/additional keyhole escutcheon furnished w/C8384.

Part No.	Installations	Bolt Type	Cylinder Length	Bolt Travel	Case Quantity	Reference Number	Key Blank
C8384-3	Chest Lid, Full Mortise	Hook	-	5/16" .200" side shift	25	N0-0384-001	D8890
C8414-4G	Chest Lid, Surface Mounted	Internal, Engages Strike	7/8"	-	25	N0-8414-001	D8194

DUAL Access by CompX - keyless combination cam lock



APPLICATION - For drawers, R.H. or L.H. doors with flush or overlay construction, Requires 3/4" diameter mounting hole.

OPERATION - Can be operated using a combination or a key. Once unlocked, rotate the housing 90° clockwise to unlatch. Unlock using combination: turn wheels until correct combination appears in the combination windows. Press button and rotate clockwise to unlock. To lock scramble the wheels on the dial. Unlock using key: Insert key and rotate 90°, rotate housing to unlock. To lock, user must rotate the key 90° counter-clockwise to lock.

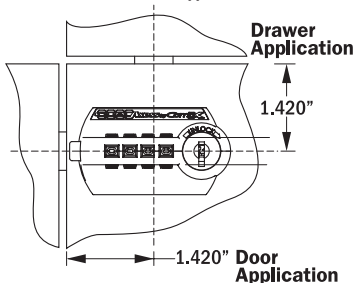
KEYING - Will key together with all other disc tumbler locks using D8770. Master keying is standard.

PACKAGING - D8030 supplied with two keys, mounting nut, 4-prong wood anchor, (1) 2" length straight cam, (1) 2" length with 7/32" offset cam. D8031 supplied with two keys, mounting nut, 4-prong wood anchor, (1) 2" length straight cam, (1) 2" length with 7/32" offset cam, (1) 2" length with 19/32" offset cam.

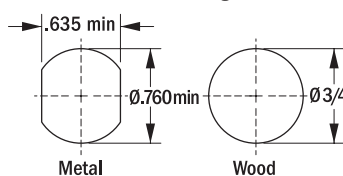
Part No.	Cylinder Length	Maximum Material Thickness	MKKA Codes*	MKKD Codes	Case Qty.	Key Blank	Plug Removal Key	Master Key
D8030	7/8"	5/8"	3	60	10	D8770	D8771	D8772
D8031	1 3/8"	1 1/8"	3	60	10	D8770	D8771	D8772

* Key Codes: DA108, DA120, DA124

Recommended Hole Location for Door or Drawer Applications

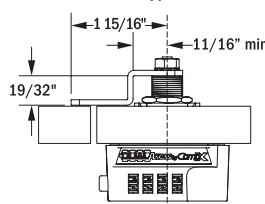


Recommended Mounting Hole Sizes



Note: Do not use spur washer with metal door or drawer.

Flush door application



Flush drawer application

