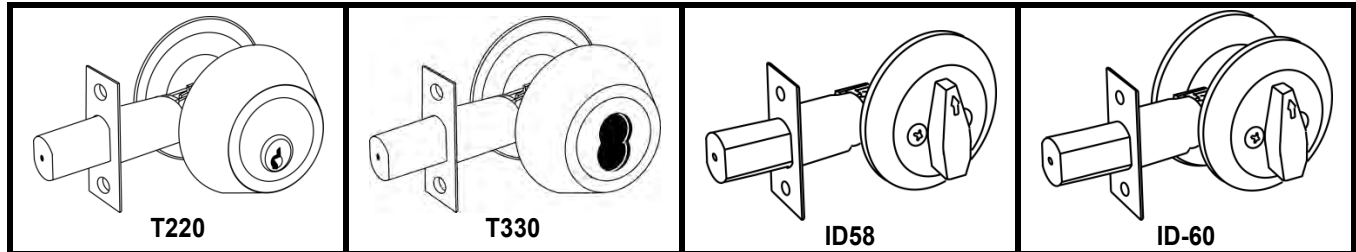


STANDARD DUTY DEADBOLTS *Series*

ANSI STANDARD- A156.5, GRADE 3

COMMERCIAL / RESIDENTIAL DEADBOLTS / DEAD LATCHES

- Optional Interchangeable Core for Best, Falcon and Arrow
- Optional Interchangeable Core for Schlage full size format



DESCRIPTION	ANSI	ITEM #	FINISHES	PCS / MC
			(Finishes in bold are stock items)	
Standard Duty Single Cylinder Deadbolt	E0153	T220	US3, US26D, US10B, US10, US15, US26, US32D, US5, US4	20
		● ICT220	US3, US26D, US10B, US10, US15, US26, US32D, US5, US4	
Standard Duty Double Cylinder Deadbolt	E0143	T330	US3, US26D, US10B, US10, US15, US26, US32D, US5, US4	
		● ICT330	US3, US26D, US10B, US10, US15, US26, US32D, US5, US4	

● (IC) Indicates functions available with Interchangeable Core. Cores are compatible 6 or 7 pin with **Best, Falcon and Arrow**.

Standard Duty Single Cylinder Deadbolt With Schlage Big Format IC	E0153	● SCICT220	US3, US26D, US10B, US10, US15, US26, US32D, US5, US4	20
Standard Duty Double Cylinder Deadbolt With Schlage Big Format IC	E0143	● SCICT330	US3, US26D, US10B, US10, US15, US26, US32D, US5, US4	

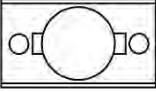

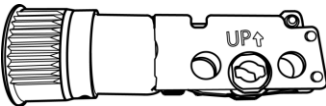
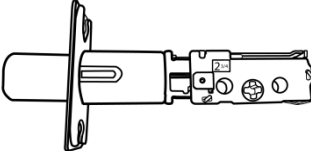
● (SCIC) Indicates function available with **Schlage full size format** Interchangeable Core.

Deadbolt thrown or retracted by turn unit only no outside trim. Bore halfway through door for installation visible from one side of door only	----	ID58	US3, US26D, US10B, US10, US15, US26, US32D, US5, US4	50
Deadbolt thrown or retracted by turn unit only. Blank plate is on external trim to be used on bore holes 1 5/8" and 2 1/8" wide	----	ID60		

MEETS
The Buy American Act

► **ADDITIONAL PARTS**

Backsets: 2 3/8"

ILLUSTRATION	ITEM #	DESCRIPTION	FINISH
	LFA18	Latch front adapter to convert 1" Plate to 1 1/8" wide door preparations	CLEAR
	T2STRK	Deadbolt strike 1 1/8" x 2 3/4"	US3, 10B, 26D
	T22DRI-6	2 3/8" Drive-in Latch bolt for T220/T330 Deadbolt	ZINC
	T22DRI-3	2 3/4" Drive-in Latch bolt for T220/T330 Deadbolt	
	T220ADJ	2 3/8" - 2 3/4" Adjustable Latch bolt for T220/T330 Deadbolt	US3, 10B, 26D

► **PACKAGING INCLUDES**

- Standard "C" 6-pin cylinder.
- Adjustable 2 3/4" and 2 3/8" backset.
- Latch bolt size: 1" x 2 1/4".
Latch front adapter is supplied in packaging to convert 1" faceplate for 1 1/8" wide door preparations.

► **KEYWAYS**

6-pin solid brass "C" keyway standard.