


D Series Deadbolts

Premier Product

Arrow D Series deadlocks are engineered to perform under the most extreme conditions where security is critical. Our Grade 1 extra heavy duty deadlock surpasses the demands of industrial, institutional and commercial applications.



Certification & Compliance:

- ANSI A156.5, Auxiliary Locks, Grade 1
- Underwriters Laboratories (UL and CUL) listed for use on 20 minute fire doors when used in conjunction with a rated primary latching device



General Specifications:

Housing—Two-piece housing, with free-spinning outer ring to prevent wrenching. Concealed mounting screws are standard on double cylinder functions.

Deadbolt—1" (25.40mm) throw, solid steel deadbolt with hardened, free spinning, steel pin & insert.

Backset—2-3/8" (60.32mm), 2-3/4" (69.85mm).

Deadbolt fronts—2-1/4" (57.15mm) x 1" (25.40mm) standard for 2-3/8" (60.32mm) backset, 2-1/4" (57.15mm) x 1-1/8" (28.57mm) standard for 2-3/4" (69.85mm) backset. Drive-in deadbolts are available.

Doors—1-3/8" (34.925mm) to 1-3/4" (44.45mm) thick standard.


Strikes—Supplied standard with the #346 wood frame strike and BX91D strike reinforcement. The #345 metal frame strike is optional.

Handing—All functions are reversible.

Cylinder, Standard—Solid brass, Arrow "A" keyway, 6 pin cylinder. Supplied with two nickel silver keys. Available in Schlage CS keyway and other competitive keyways.

Cylinder Options—Accepts 6 or 7 pin, small format, interchangeable cores. Supplied less cores. Will accept Best™ or Falcon™ type cores (except the E41).

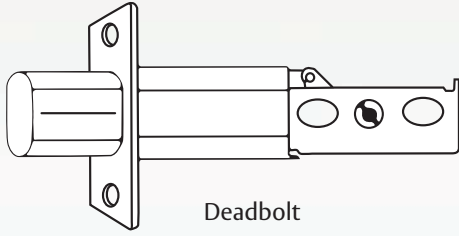
Finishes:



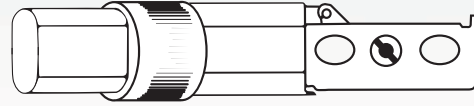
	BHMA	U.S. Equivalent	Arrow Equivalent	Finish
1	605	US3	03	Bright Brass
2	606	US4	04	Satin Brass
3	609	US5	05A	Antique Brass
4	612	US10	10	Satin Bronze
5	613	US10B	10B	Dark Oxide Bronze, Oil Rubbed
6	625	US26	26	Bright Chromium Plated
7	626	US26D	26D	Satin Chromium Plated

D & E Series Deadbolts

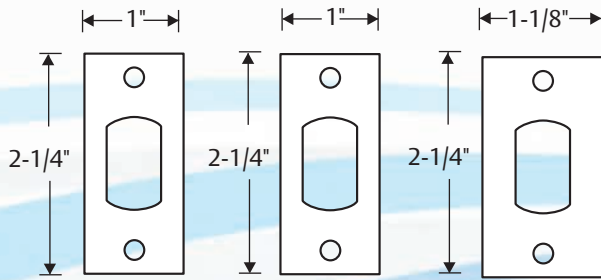

Deadbolts:



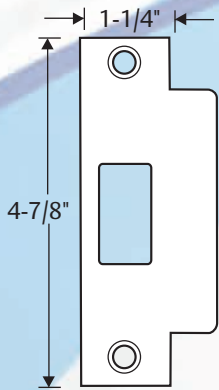
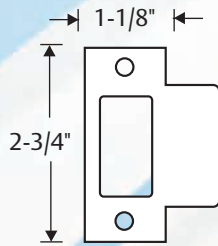
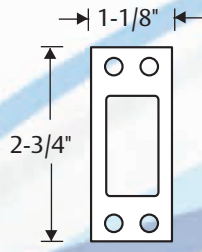
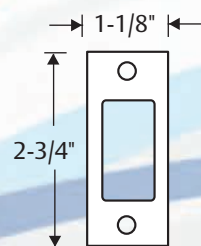


Deadbolt



Drive-In Deadbolt

Part No.
Backset#141
2-3/8"#142
2-3/4"#144
2-3/4"#145
2-3/8"#146
2-3/4"

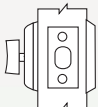
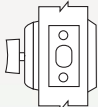
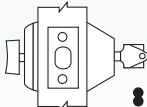
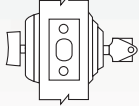
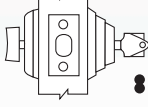
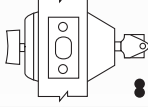
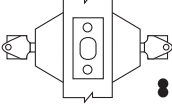
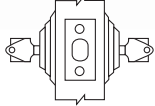
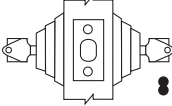
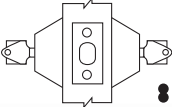
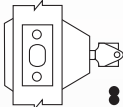
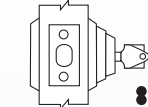
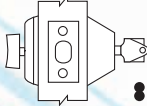
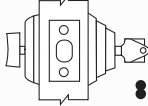
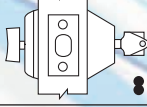
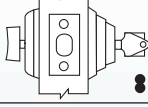
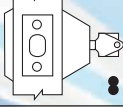
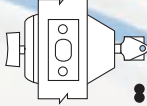

Strikes:

#347
ASA#350
T#345
(for metal doors)#346
(for wood doors)BX91D
(D Series)BX91
(E Series)

Parts:

Thick Door Pack – For doors 2-1/4" thick

D, E, DB Series Deadbolts

Grade 1			Grade 2			Function	Operation	
Arrow	BHMA		Arrow	BHMA			Inside	Outside
D60	E0111		E60	E0112		Exit	Turnpiece Retracts & Projects Bolt	Blank Plate
D61	E0151		E41	E0152		Single Cylinder	Turnpiece Retracts & Projects Bolt	Key Retracts & Projects Bolt
			E61					
			DB61					
D62	E0141		E42	E0142		Double Cylinder	Key Retracts & Projects Bolt	Key Retracts & Projects Bolt
			E62					
			DB62					
D63	E0161		E63	E0162		Single Cylinder	Blank Plate	Key Retracts & Projects Bolt
D64	E0171		E64	E0172		Classroom	Turnpiece Retracts Bolt But Does Not Project Bolt	Key Retracts & Projects Bolt
D71-IC	E0151		E71-IC	E0152		Single Cylinder With Concealed Mounting Screws (IC Only)	Turnpiece Retracts & Projects Bolt	Key Retracts & Projects Bolt
D73-IC	E0161		—	—	—	Single Cylinder With Concealed Mounting Screws (IC Only)	Blank Plate	Key Retracts & Projects Bolt
D74-IC	E0171		E74-IC	E0172		Classroom With Concealed Mounting Screws (IC Only)	Turnpiece Retracts Bolt But Does Not Project Bolt	Key Retracts & Projects Bolt

How to Order D, E, or DB Series Deadbolt:

Example: To order a D Series Single Cylinder Deadbolt, Satin Chromium Plated finish, 1-1/8" x 2-3/4" square corner strike, a 2-3/4" backset with 1-1/8" square corner latch, keyed different.

Specify: **D** **61** **26D** **346** **144** **KD**

| | | | | |

Series Function Finish Strike Bolt Keying Cylinder