

A100-3090H Keyless Entry Control and Aperio® Hub

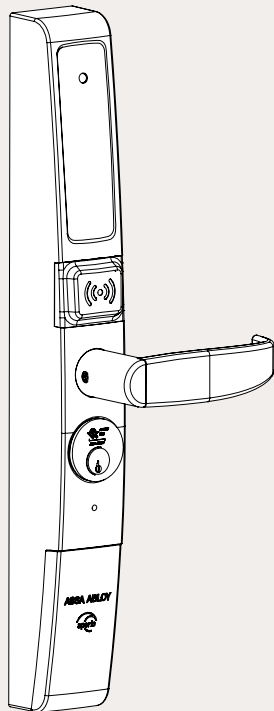


The A100-3090H Keyless Entry Control and Aperio® Hub provides maximum security and audit trail with either HID® Prox or iCLASS contactless card reader that can integrate into existing access control systems.

Function

The A100-3090H is a keyless entry control for Adams Rite deadlocks, deadlatches and exit devices, that is compatible with aluminum stile, steel and wood door applications.

An authorized card presentation is confirmed with an audible beep and visual change in the red/green LED indicator – displaying the locked/unlocked status. A high-speed motor engages an internal clutch to enable the exterior lever handle operation. Upon timeout, the lever operation is disabled until the next authorized card presentation or by key override.



Features

- Aperio wireless technology
- Vandal resistant lever with break-away (resettable) clutch
- Key override via mortise cylinder (1 to 1 1/2" length with MS® cam, available separately)
- Surface mounted with concealed fasteners (1-3/4" to 2-1/4" door thickness)
- Temperature range: -31°F to 151°F (-35°C to 65°C) and 5-95% humidity (non-condensing)
- Efficient power usage; 4 x AA Alkaline, included; supports 60,000 activations.
- 50 ft. max. distance to wireless hub.

Specifications

WIRELESS ACCESS CONTROL

- Minimal field configuration for quick, easy wireless deployments that eliminate the cost and inconvenience of hardwiring the door
- Fully-encrypted AES 128 bit wireless communication between the A100 lock and Aperio hub ensures data security
- The Aperio wireless hub connects to an access control system with typical Wiegand wiring and additional REX, DPS, tamper and low batter signal wires
- The Aperio hub should be mounted within 50' of the desired lock location and through two walls or less

HOUSING

- The sleek-looking A100-3090H measures 1-3/4" wide x 15-3/8" high, with Satin Chrome (626) and Powdercoat Dark Bronze (121) finishes.

HANDLE

- Clutch-protected cast zinc alloy, finished to match housing; field selectable handing.

COMPATIBLE LOCKING DEVICES

- The A100-3090H works with existing Adams Rite MS® Deadlocks, 4500, 4700, 4900, Series Deadlatches and 8000 Series Exit Devices in 31/32" backsets and greater. Additionally, the A100-3090H is compatible with Yale 7200 Series and Corbin Russwin ED4000 Series exit devices (check model number for availability).

ELECTRICAL SPECS

- Integrated HID® 125 KHz Prox contactless card reader supporting HID® Prox 26-39 bit formats
- Integrated HID® 13.56 MHz iCLASS contactless card reader.
- FCC Part 15 (USA and Canada) Compliant

OPTIONS AND ACCESSORIES

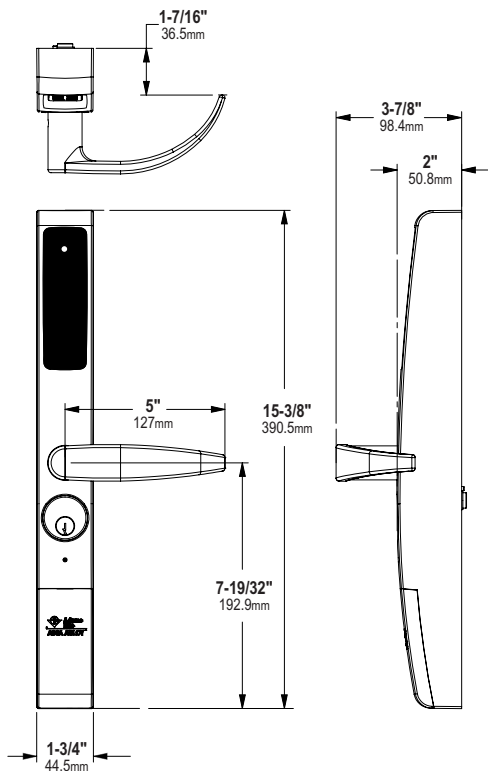
- DPS switch (DPS-C-38G), Mortise Cylinder.

STANDARD PACKAGE

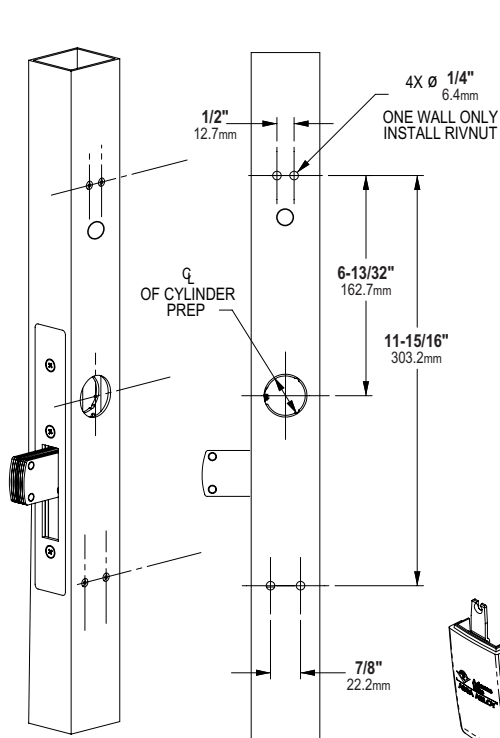
- Individually boxed with installation instruction, wireless hub and mounting hardware for metal door applications from 1-3/4" to 2-1/4" thick. Shipping weight approximately 6 lbs.

All measurements are approximate and are provided for informational purposes only. Refer to the product Installation Instructions.

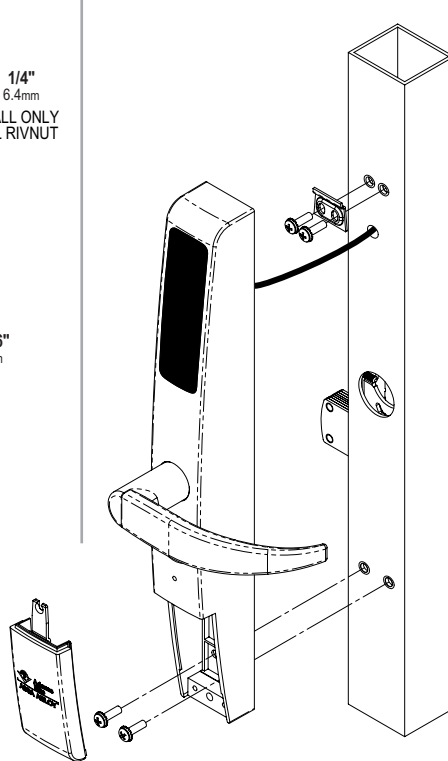
Dimensions



Stile Preparation



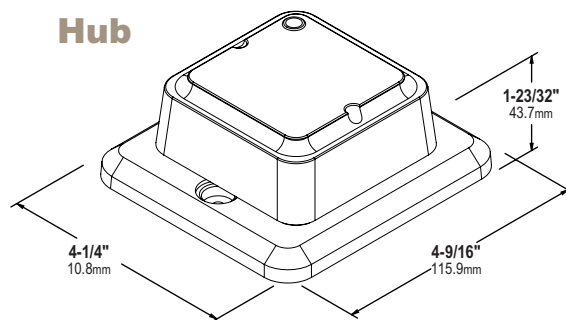
Installation



CYLINDER CAM

- Operable by any standard 1-5/32" diameter mortise cylinder with MS® cam dimensioned as shown. Cylinders with MS® cams can be readily obtained from most cylinder manufacturers. See CYLINDERS section for cylinder make, thumbturn and trim ring information.

Hub



HOW TO ORDER A100-3090H KEYLESS ENTRY CONTROL AND APERIO® HUB

Specify quantity and the following information. Order related products separately.

PRODUCT NO.	CREDENTIAL	COMPATIBLE PRODUCTS	FINISH
A100-3090H	-C	-1	-626
	P 125 kHz HID® Prox	1 Adams Rite latches or 8000 Series Exit Devices, Yale 7200 series, Corbin Russwin ED4000 series exit devices only. (select REX enabled version)	121 To match 313 Dark Bronze Anodized
	C 13.56 MHz HID iCLASS	2 Adams Rite MS® deadlocks	626 Satin Chrome

RELATED PRODUCTS

When purchasing this product, please consider the following related products, available separately:

Accessories

DPS-C-38G
DPS switch.

Cylinder

Key override for the eForce 3090 by any standard 1-5/32" diameter mortise cylinder with MS® cam.

COMPATIBLE PRODUCTS

This product is compatible with the following products:

Deadlocks

MS1850S(-050),
MS1850SN(-050)
MS1950(-050).

Deadlatches

4500 Series Standard Duty Deadlatch.
4900 Series Heavy Duty Deadlatch.

Exit Devices

Adams Rite 8000 Series Exit Devices in 31/32" backset or greater.