

5017 Wood Door Deadlock/Deadlatch



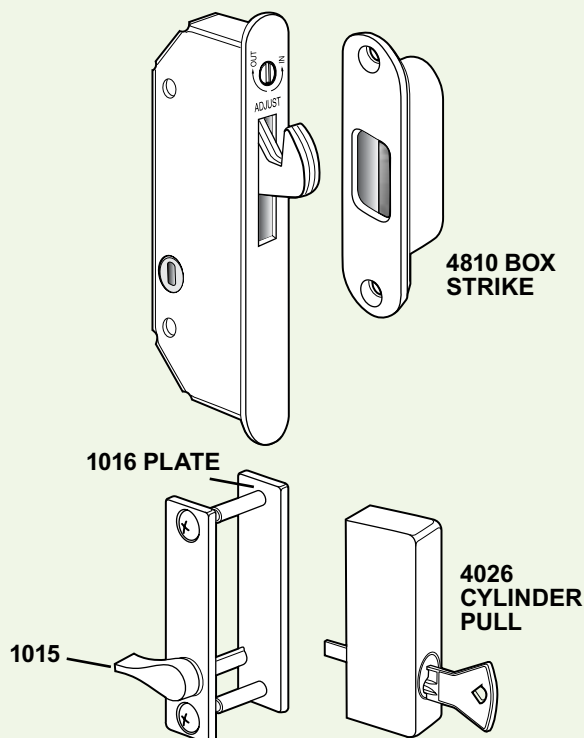
WOOD

GRADE 2
EB292

The 5017 Wood Door Deadlock/Latch provides the strength and deeper backset required to secure sliding wood doors.

Function

For wood framed sliding doors, the 5017 Wood Door Deadlock/Latch provides the same thousand pound strength that the MS1847 Deadlock/Latch provides for metal stiles. A deeper backset clears the recessed jamb used with wood doors. The bolt throw is easily adjusted by means of a screw in the faceplate. Mounting is by through-bolts, which also secure the inside turn and outside cylinder when installed.



Operation

45° rotation of turn or key throws or retracts bolt. Bolt is self-protecting: if door is shut while bolt is extended, it will retract, preventing damage or accidental lock-out.

Specifications

BACKSET

- 1-3/16" (1-1/4" including faceplate).

CASE

- Stainless steel, measures 1/2" x 4" x 1-19/32" deep. Bolt is laminated stainless steel (specify 5015 for zinc plated steel case and faceplate).

FACEPLATE

- Stainless steel, 5/8" x 4-1/2" with radiused ends.

1015 TURN

- Available with 1016 blank plate shown for doors from 5/6" to 2-1/4" thickness. Without blank plate turn available (for use with cylinder pull) on doors from 1-7/16" to 2" thickness. Standard finish 130, Satin Aluminum enamel.

4026 CYLINDER PULL

- Five pin tumbler cylinder in zinc alloy housing. Standard finish 130 Satin Aluminum.

OPTIONS

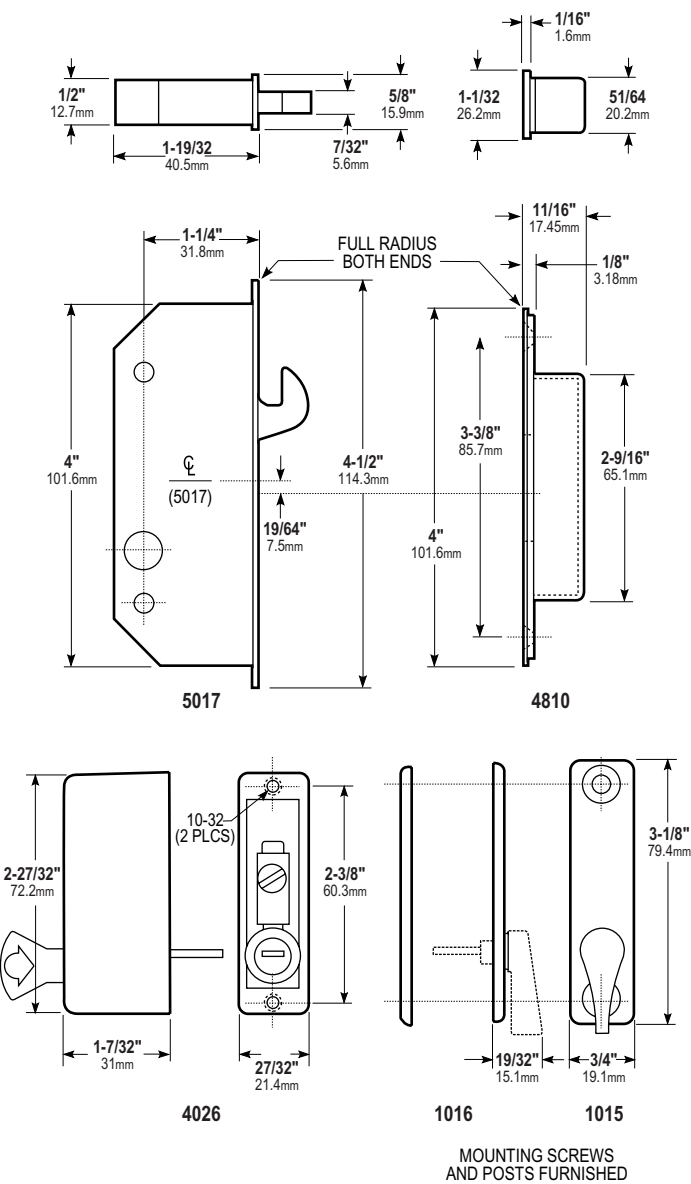
- Specify 5015 for zinc plated steel case and faceplate. 1015 Turn for inside operation is available alone (for use with 4026 cylinder pull on outside) or with a blank 1016 outside trimplate and binder posts (when cylinder is not required). 4810 Box Strike with wood screws available separately.

STANDARD PACKAGE

- Cylinder pulls and/or thumbturns available separately. Shipping weight: 1/2 lb.

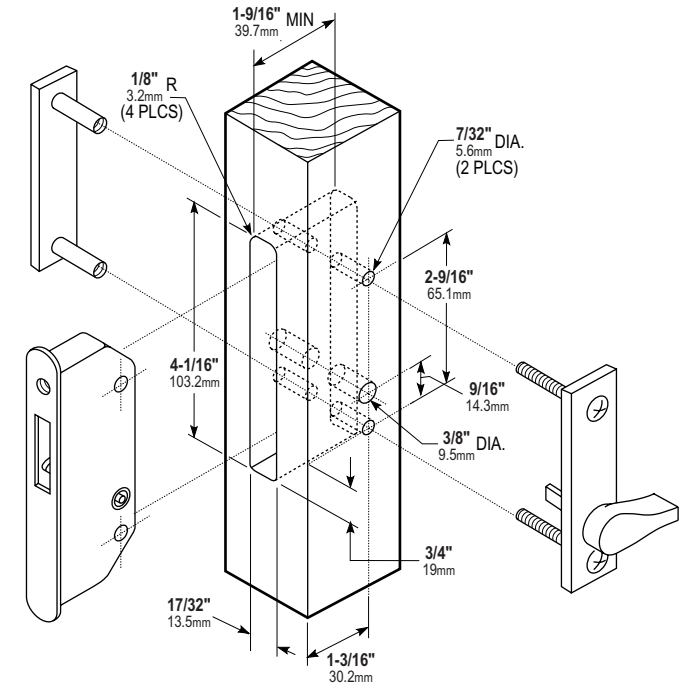
All measurements are approximate and are provided for informational purposes only. Refer to the product Installation Instructions.

Dimensions



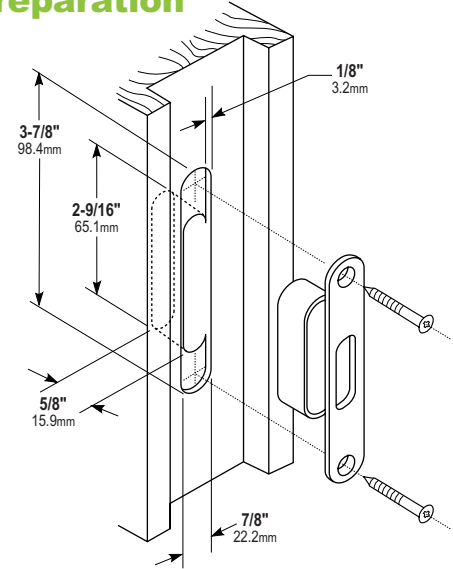
Stile Preparation

FOR LOCK, TURN & CYLINDER PULL



Jamb Preparation

FOR STRIKE



HOW TO ORDER 5017 WOOD DOOR DEADLOCK/DEADLATCH

Specify quantity and the following information. Order related products separately.

PRODUCT NO.	LATCH CONFIGURATION
5017	-00
	00 Standard
	02 Self Latching

For installation with cylinder, specify quantity of 4026 cylinder pulls and door thickness.

RELATED PRODUCTS When purchasing this product, please consider the following related products, available separately:

Accessories	
Turn and cylinder pull.	4810 Box Strike.