

# 4085 Header Bolt (Pairs of Doors Only)



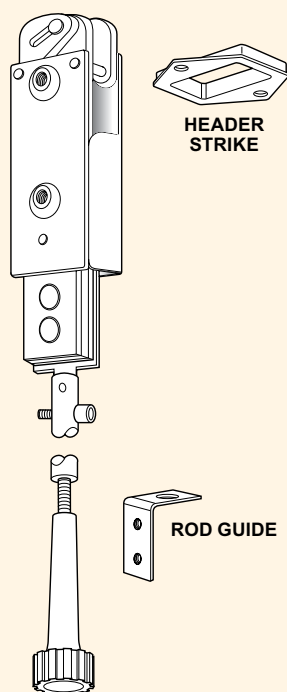
ALUMINUM

GRADE 1  
E8261

Top-of-Door third locking point for pairs of doors when working in conjunction with an MS® pivoted bolt deadlock and 4015 Threshold Bolt in the active leaf.

## Function

Designed to add a top-of-door third locking point for pairs of doors with an MS® pivoted bolt deadlock and 4015 Threshold bolt in the active leaf. The 4085 Header Bolt is mounted in the inactive leaf. This additional bolt, triggered by the pivoted MS® bolt, expands in a "scissors" action to center itself in its strike as it rises. This action saves the key holder from the difficulty of lining up the doors with three separate strikes, even if doors are misaligned due to faulty installation or settling. The three-point features may be added to any basic MS1850S/MS1850SN or MS1950 deadbolt.



## Operation

360° turn of key or thumbturn in basic MS® deadlock throws counterbalanced bolt into opposite door, kicking positioner bolt into header strike. Positioner bolt may be manually thrown before closing active leaf to reduce effort on key-bow. Key can be removed only when bolts are in a positively locked or unlocked position.

## Specifications

### HEADER BOLT

- 1/2" x 1-1/2" expanding bolt with 5/8" throw. Housed in 1-1/2" x 2-3/4" x 5/8" case.

### ADJUSTMENT

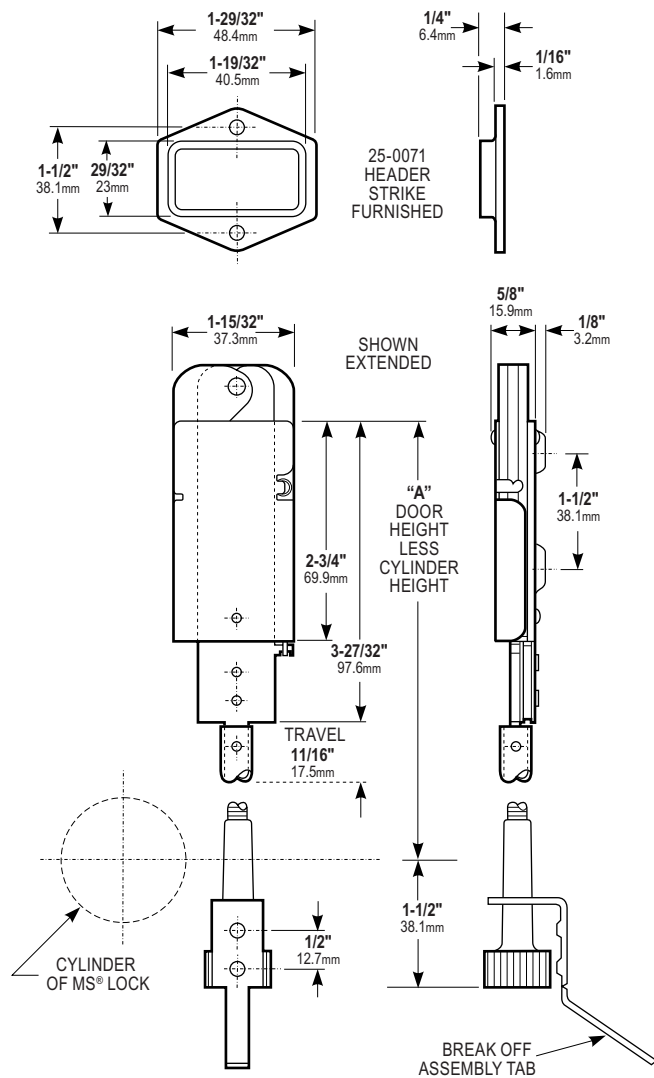
- Minor adjustment of rod length is accomplished by turning nylon rod end.

### STANDARD PACKAGE

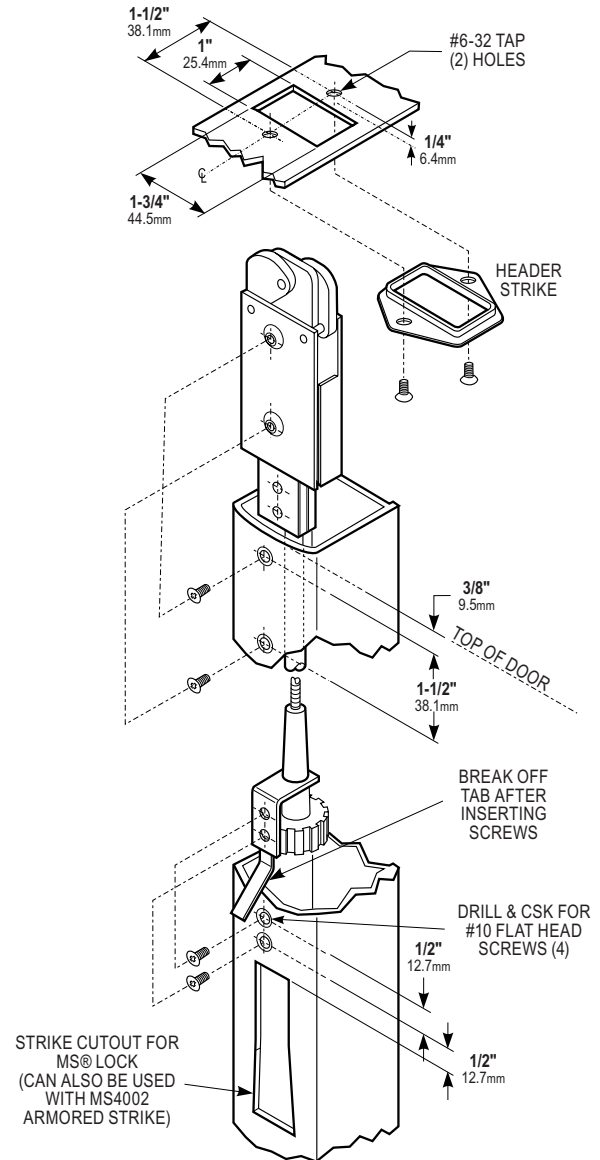
- Packed separately with rod guide, screws, and header strike. Shipping weight: 1 lb.

All measurements are approximate and are provided for informational purposes only. Refer to the product Installation Instructions.

## Dimensions



## Header Preparation for Strike



## 4085 HEADER BOLT

Specify quantity and the following information. Order related products separately.

	DIMENSION 'A'	PACKAGING
<b>4085</b>	<b>-02</b>	<b>-IB</b>
	01 30" - 52"	IB Individually Boxed
	02 52" - 67"	
	03 67" - 79"	
	04 79" - 92"	

example			
Door Height		Cylinder Height	A
96"	-	40"	= 56"

### Reference:

7' Door is 84"  
8' Door is 96"  
9' Door is 108"  
10' Door is 120"

### RELATED PRODUCTS

When purchasing this product, please consider the following related products, available separately:

#### Accessories

4015 Threshold Bolt.

### COMPATIBLE PRODUCTS

This product is compatible with the following products:

#### Deadlocks

MS1850S(-050), MS1850SN(-050), MS1950(-050).

Not applicable to 7/8" backset locks.