

BMP®41 Label Materials

BradyID.com/bmp41

Self-Laminating Vinyl Wire & Cable Markers (B-427)

Feature a clear, non printable area that wraps around wires and cables to serve as an overlamine. These markers are designed to adhere to highly curved surfaces, wires and cables.

B-427 Self-Laminating Vinyl Material - Resistant to abrasion, water, oil and solvents. Temp range -40°F to 158°F (-40°C to 70°C), UL recognized.




Figure 32




Figure 42



Fits Printer Models	Diagram	Catalog#	Color	Approx. Wire Gauge*	Max Wire Dia. Inch (mm)	Label Width A Inch (mm)	Label Height B Inch (mm)	Print-On Height C Inch (mm)	Labels/ Roll	Sized To Fit
BMP41, 51, 53	Fig. 32	M-11-427	BK on WT	16 - 10 Gauge	0.160 (4.1)	0.500 (12.7)	0.750 (19.1)	0.375 (9.5)	360	CAT-6, 4 pair UTP Copper
BMP41, 51, 53	Fig. 32	M-136-427	BK on WT	16 - 10 Gauge	0.160 (4.1)	1.000 (25.4)	0.750 (19.1)	0.375 (9.5)	340	CAT-6, 4 pair UTP Copper
BMP41, 51, 53	Fig. 32	M-47-427	BK on WT	12 - 10 Gauge	0.210 (5.3)	1.000 (25.4)	0.500 (12.7)	0.375 (9.5)	360	2 pair Fiber/Coaxial, Single/Multi-Mode
BMP41, 51, 53	Fig. 32	M-48-427	BK on WT	12 - 10 Gauge	0.210 (5.3)	1.000 (25.4)	0.750 (19.1)	0.375 (9.5)	200	CAT-6, 4 pair UTP Copper, Fiber, Coaxial
BMP41, 51, 53	Fig. 32	M-49-427	BK on WT	12 - 10 Gauge	0.210 (5.3)	1.000 (25.4)	1.000 (25.4)	0.375 (9.5)	260	2 pair Fiber/Coaxial, Single/Multi-Mode
BMP41, 51, 53	Fig. 32	M-102-427	BK on WT	10 - 4 Gauge	0.270 (6.7)	0.500 (12.7)	1.250 (31.7)	0.375 (9.5)	200	CAT-6, 4 pair UTP Copper
BMP41, 51, 53	Fig. 32	M-143-427	BK on WT	10 - 4 Gauge	0.270 (6.7)	1.000 (25.4)	1.250 (31.7)	0.500 (12.7)	200	CAT-6, 4 pair UTP Copper, Fiber, Coaxial
BMP41, 51, 53	Fig. 32	M-89-427	BK on WT	10 - 4 Gauge	0.320 (8.1)	0.500 (12.7)	1.500 (38.1)	0.500 (12.7)	180	CAT-6, 4 pair UTP Copper
BMP41, 51, 53	Fig. 32	M-90-427	BK on WT	10 - 4 Gauge	0.320 (8.1)	0.750 (19.1)	1.500 (38.1)	0.500 (12.7)	180	CAT-6, 4 pair UTP Copper
BMP41, 51, 53	Fig. 32	M-91-427	BK on WT	10 - 4 Gauge	0.320 (8.1)	1.000 (25.4)	1.500 (38.1)	0.500 (12.7)	180	CAT-6, 4 pair UTP Copper, Fiber, Coaxial
BMP41, 51, 53	Fig. 32	M-51-427	BK on WT	3 Gauge - 2/0	0.530 (13.5)	1.000 (25.4)	2.500 (63.5)	0.750 (19.1)	110	25 pair Copper, 4-12 pair Fiber, Coaxial
BMP41, 51, 53	Fig. 32	M-53-427	BK on WT	3/0 - 400 kcmil	0.850 (21.6)	1.000 (25.4)	4.000 (101.6)	1.000 (25.4)	70	50 pair Copper, 24 pair Fiber, Backbone
BMP41, 51, 53	Fig. 32	M-91-427-YL	BK on YL	10 - 4 Gauge	0.320 (8.1)	1.000 (25.4)	1.500 (38.1)	0.500 (12.7)	180	CAT-6, 4 pair UTP Copper, Fiber, Coaxial
BMP41, 51, 53	Fig. 32	M-51-427-YL	BK on YL	3 Gauge - 2/0	0.530 (13.5)	1.000 (25.4)	2.500 (63.5)	0.750 (19.1)	110	25 pair Copper, 4-12 pair Fiber, Coaxial
BMP41, 51, 53	Fig. 32	M-53-427-YL	BK on YL	3/0 - 400 kcmil	0.850 (21.6)	1.000 (25.4)	4.000 (101.6)	1.000 (25.4)	70	50 pair Copper, 24 pair Fiber, Backbone
BMP41, 51, 53	Fig. 42	MC-750-427	BK on WT	16 - 10 Gauge	0.270 (6.7)	25 ft (7.6 m)	0.750 (19.1)	0.375 (9.5)	1 roll (cont.)	CAT-6, 4 pair UTP Copper

PermaSleeve® PS Wire Marking Sleeves (B-342)

These heat-shrink sleeves are the ultimate in marker durability, permanence and aesthetic appearance. Fast shrink rate saves time and costs during installation. PermaSleeve® wire markers are available as individual die cut markers or continuous cut to length tubing. The 3:1 heat shrinkable sleeve fits snugly around your wire.

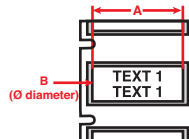


Figure 44

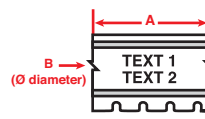


Figure 58



Fits Printer Models	Diagram	Catalog #	B#	Color	Approx. Wire Gauge*	For Wire Diameters Inch (mm) Min. Max	Supplied Width A Inch (mm)	Supplied Diameter B Inch (mm)	Sleeves/Roll
BMP41, 51, 53	Fig. 44	M-125-075-342	B-342	BK on WT	22-16 Gauge	0.046 - 0.110 (1.2 - 2.8)	0.750 (19.1)	0.235 (5.9)	80
BMP41, 51, 53	Fig. 58	MC-125-342	B-342	BK on WT	22-16 Gauge	0.046 - 0.110 (1.2 - 2.8)	7 ft (2.1 m)	0.235 (5.9)	1 roll (cont.)
BMP41, 51, 53	Fig. 44	M-187-075-342	B-342	BK on WT	20-10 Gauge	0.062 - 0.150 (1.6 - 3.8)	0.750 (19.1)	0.335 (8.5)	80
BMP41, 51, 53	Fig. 58	MC-187-342	B-342	BK on WT	20-10 Gauge	0.062 - 0.150 (1.6 - 3.8)	7 ft (2.1 m)	0.335 (8.5)	1 roll (cont.)
BMP41, 51, 53	Fig. 44	M-250-075-342	B-342	BK on WT	16-8 Gauge	0.094 - 0.215 (2.4 - 5.5)	0.750 (19.1)	0.439 (11.1)	80
BMP41, 51, 53	Fig. 58	MC-250-342	B-342	BK on WT	16-8 Gauge	0.094 - 0.215 (2.4 - 5.5)	7 ft (2.1 m)	0.439 (11.1)	1 roll (cont.)
BMP41, 51, 53	Fig. 44	M-375-075-342	B-342	BK on WT	12-4 Gauge	0.125 - 0.320 (3.2 - 8.1)	0.750 (19.1)	0.645 (16.4)	80
BMP41, 51, 53	Fig. 58	MC1-375-342	B-342	BK on WT	12-4 Gauge	0.125 - 0.320 (3.2 - 8.1)	7 ft (2.1 m)	0.645 (16.4)	1 roll (cont.)
BMP41, 51, 53	Fig. 58	MC-125-342-YL	B-342	BK on YL	22-16 Gauge	0.046 - 0.110 (1.2 - 2.8)	7 ft (2.1 m)	0.235 (5.9)	1 roll (cont.)
BMP41, 51, 53	Fig. 58	MC-187-342-YL	B-342	BK on YL	20-10 Gauge	0.062 - 0.150 (1.6 - 3.8)	7 ft (2.1 m)	0.335 (8.5)	1 roll (cont.)
BMP41, 51, 53	Fig. 58	MC-250-342-YL	B-342	BK on YL	16-8 Gauge	0.094 - 0.215 (2.4 - 5.5)	7 ft (2.1 m)	0.439 (11.1)	1 roll (cont.)

Nylon Cloth Cable Flags (B-499)

Pre-formatted with two printable areas, allowing label to be easily folded around wires to create a two-sided, printed flag.

B-499 Nylon Cloth Material - Permanent adhesive. Pliable for rough or smooth surfaces. Temp. Range: -94°F to 194°F (-70°C to 90°C). UL recognized.

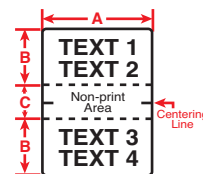


Figure 63



Fits Printer Models	Diagram	Catalog #	B#	Material	Color	Label Width A Inch (mm)	Label Height B Inch (mm)	Non-Print Area Inch (mm)	Labels/Roll
BMP41, 51, 53	Fig. 63	M-141-499	B-499	Nylon Cloth	BK on WT	1.000 (25.4)	1.000 (25.4)	0.250 (6.3)	90