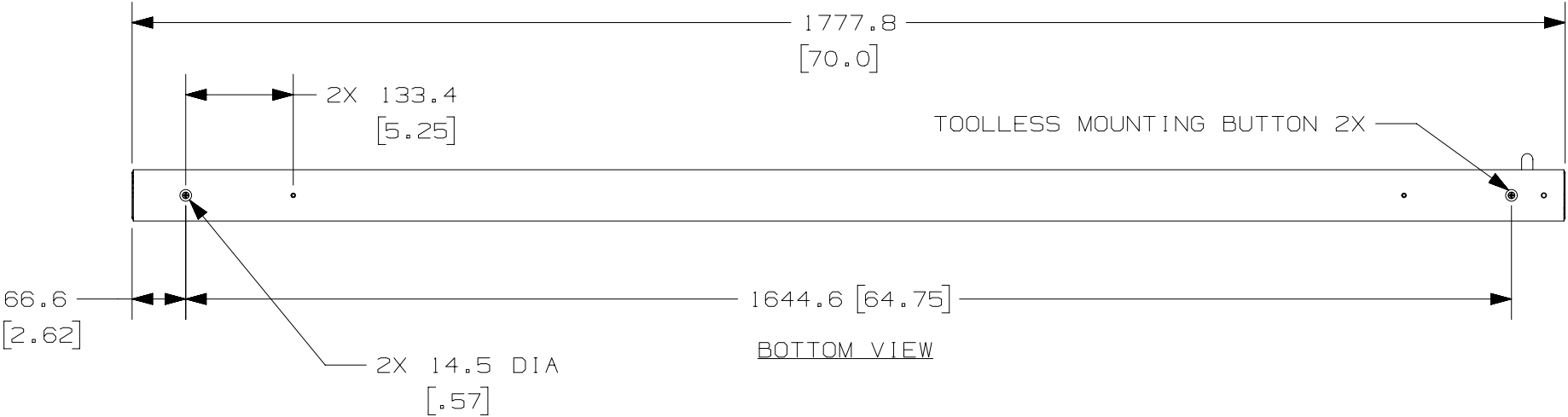




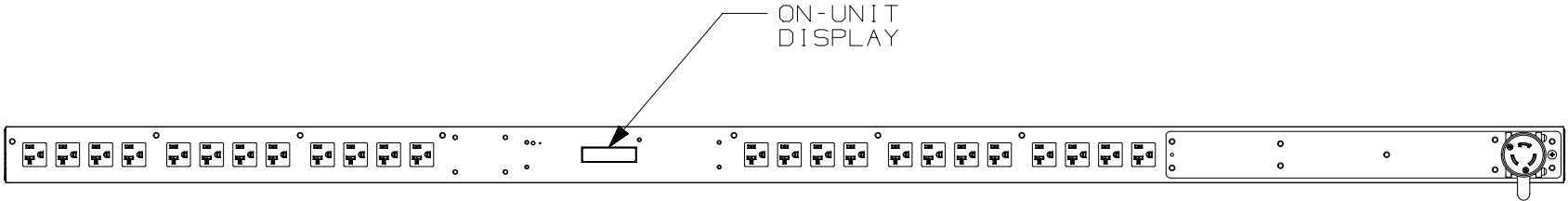
THIS COPY IS PROVIDED ON A RESTRICTED BASIS AND IS NOT TO BE USED IN ANY WAY DETRIMENTAL TO THE INTERESTS OF PANDUIT CORP.

PANDUIT P/N	WEIGHT
VIM1B1D0A24AKA0	6.8 kg (15 lbs)

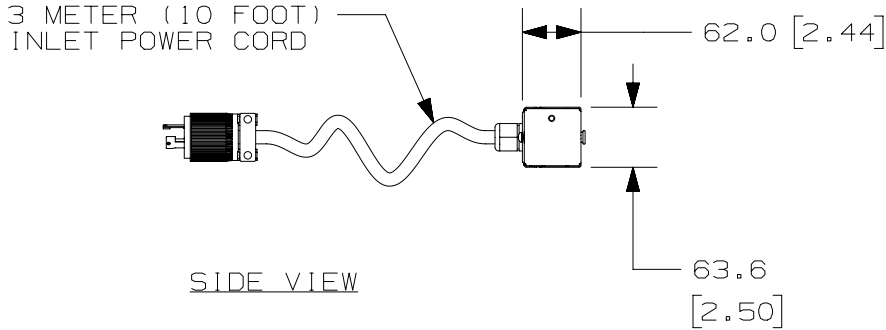
- NOTES:
- 1. IDENTIFICATION: VERTICAL, (24) NEMA 5-20R, METERED 120V / 20A / SINGLE-PHASE PDU
 - PART NO. VIM1B1D0A24AKA0
 - COLOR BLACK
 - 2. ACCESSORY COMPONENTS: (1) QUICK-START GUIDE
 - 3. PRIMARY DIMENSIONS ARE IN MILLIMETERS, SECONDARY DIMENSIONS IN [INCHES].
 - 4. POWER (e.g. AMPS, VOLTS, kWh, kVA, POWER FACTOR FREQUENCY) MONITORING DATA CAN BE ACCESSED VIA ON-UNIT DISPLAY.
 - 5. RoHS COMPLIANT.
 - 6. VISIT OUR ON-LINE CATALOG AT WWW.PANDUIT.COM FOR A CURRENT LIST OF PRODUCTS APPLICABLE FOR USE WITH THIS PART.
 - 7. MAXIMUM AVAILABLE INPUT POWER = 1.9 kW
 - 8. INSTALLATION SHALL COMPLY WITH ALL APPLICABLE NATIONAL, STATE, AND LOCAL CODES.
 - 9. PRINTED WITH PHASE & CIRCUIT IDENTIFICATION.



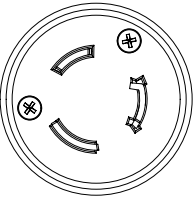
BOTTOM VIEW



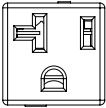
TOP VIEW



SIDE VIEW



PLUG
30 AMP, 250V, SINGLE-PHASE
TWIST LOCK
NEMA L5-20P



TWENTY-FOUR (24)
RECEPTACLES
20 AMP, 125V
STRAIGHT BLADE
NEMA 5-20R

01A	09/12/14	PJST	MRWA	EDM	RELEASED TO PRODUCTION	12V092BX-DC
REV	DATE	BY	CHK	APR	DESCRIPTION	ECN

WE ASK THAT YOU CHECK FULLY THE DIMENSIONS, NOTES, AND SIGN THE CLIENT SIGNATURE BOX.		SIGN	
THE JOB WILL NOT PROGRESS WITHOUT SIGNED APPROVAL. PLEASE DO NOT DELAY IN RETURNING PROOF AS IT WILL AFFECT DELIVERY.		DATE	
		PRINT	
TITLE BASIC WITH LOCAL METER PDU (25) NEMA 5-20R CUSTOMER DRAWING			
ITEM REVISION NAME 12V092BX/01.PRT			
DATASET FILE NAME 12V092BX_DC/01A.PRT			
UNLESS OTHERWISE SPECIFIED, DIMENSIONAL TOLERANCES ARE:		MATERIAL/COLOR: N/A	
INCHES X.X +/- 0.03 X.XX +/- 0.018 X.XXX +/- 0.007	METRIC - MILLIMETER X. +/- 0.8 X.X +/- 0.46 X.XX +/- 0.18	ANGLE +/- 1°	DRAWING NUMBER: 12V092BX-DC
		THIRD ANGLE PROJECTION	
DRAWN BY PJST	DATE 3/12/14	CHK MRWA	SCALE NONE
SHT 1 OF 1		SIZE B	