

2



1

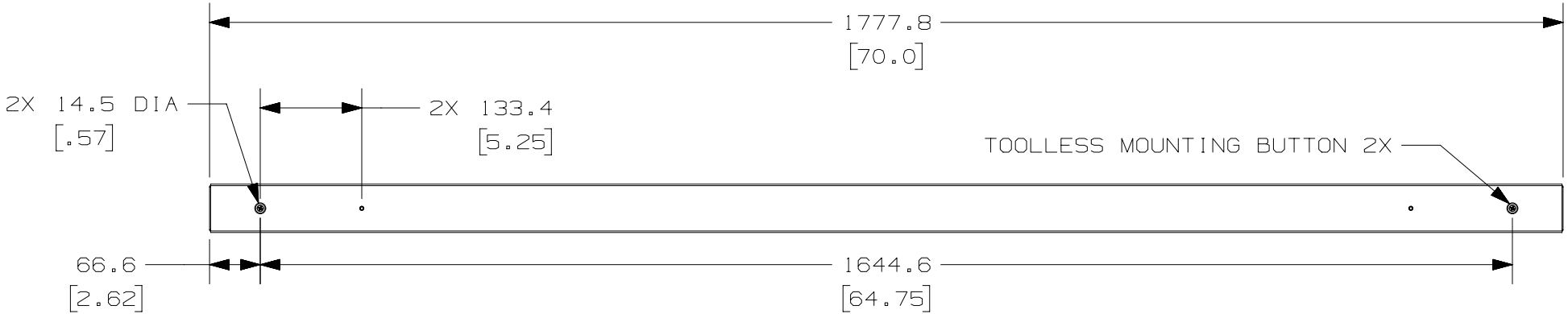
THIS COPY IS PROVIDED ON A RESTRICTED BASIS AND IS NOT TO BE USED IN ANY WAY DETRIMENTAL TO THE INTERESTS OF PANDUIT CORP.

PANDUIT P/N	WEIGHT
VIM1B1A0A24AJA0	6.8 kg (15 lbs)

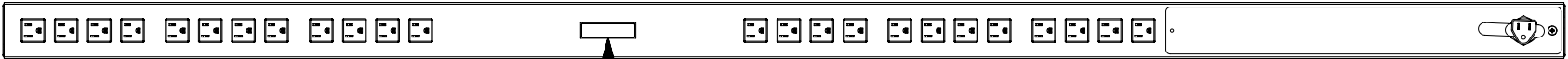
NOTES:  
1. IDENTIFICATION: VERTICAL, (24) NEMA 5-15R, METERED 120V / 15A / SINGLE-PHASE PDU

PART NO. VIM1B1A0A24AJA0  
COLOR BLACK

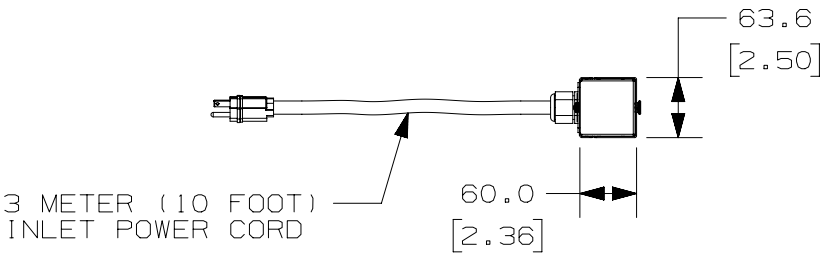
2. ACCESSORY COMPONENTS:  
(1) QUICK-START GUIDE
3. PRIMARY DIMENSIONS ARE IN MILLIMETERS, SECONDARY DIMENSIONS IN [ INCHES ]
4. POWER (e.g. AMPS, VOLTS, kWh, kVA, POWER FACTOR FREQUENCY) MONITORING DATA CAN BE ACCESSED VIA ON-UNIT DISPLAY
5. RoHS COMPLIANT
6. VISIT OUR ON-LINE CATALOG AT WWW.PANDUIT.COM FOR A CURRENT LIST OF PRODUCTS APPLICABLE FOR USE WITH THIS PART
7. MAXIMUM AVAILABLE INPUT POWER = 1.8 kW
8. INSTALLATION SHALL COMPLY WITH ALL APPLICABLE NATIONAL, STATE, AND LOCAL CODES



REAR VIEW



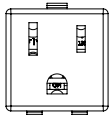
FRONT VIEW



SIDE VIEW



PLUG  
15 AMP, 125V  
STRAIGHT BLADE  
NEMA 5-15P



TWENTY FOUR (24)  
RECEPTACLES  
15 AMP, 125V  
STRAIGHT BLADE  
NEMA 5-15R

01A	11/04/14	MIM	MRWA	EDM	RELEASED TO PRODUCTION	12V092FN
REV	DATE	BY	CHK	APR	DESCRIPTION	ECN

WE ASK THAT YOU CHECK FULLY THE DIMENSIONS, NOTES, AND SIGN THE CLIENT SIGNATURE BOX.		SIGN	
THE JOB WILL NOT PROGRESS WITHOUT SIGNED APPROVAL. PLEASE DO NOT DELAY IN RETURNING PROOF AS IT WILL AFFECT DELIVERY.		DATE	
		PRINT	
TITLE BASIC WITH LOCAL METER PDU (24) 5-15R CUSTOMER DRAWING			
ITEM REVISION NAME 12V092FN/01.PRT			
DATASET FILE NAME 12V092FN_DC/01A.PRT			
UNLESS OTHERWISE SPECIFIED, DIMENSIONAL TOLERANCES ARE: INCHES X.X +/- METRIC X.X +/- X.XX +/- X.XX +/- X.XXX +/- X.XX +/-		MATERIAL/COLOR: N/A	
THIRD ANGLE PROJECTION		DRAWING NUMBER: 12V092FN_DC	
DRAWN BY PJST	DATE 09/12/14	CHK MRWA	SCALE NONE
SHT 1 OF 1		SIZE B	