

2

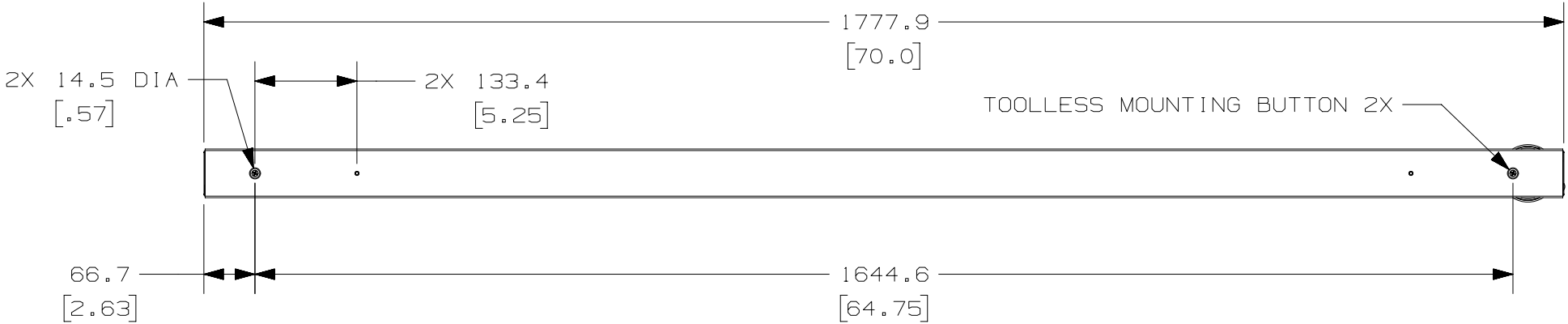


1

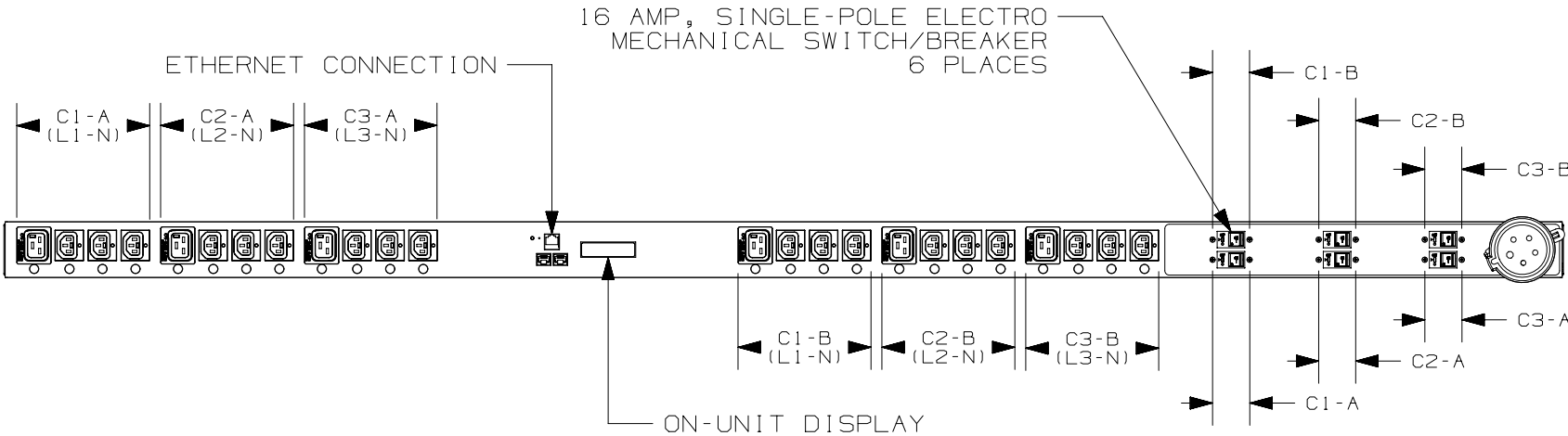
THIS COPY IS PROVIDED ON A RESTRICTED BASIS AND IS NOT TO BE USED IN ANY WAY DETRIMENTAL TO THE INTERESTS OF PANDUIT CORP.

PANDUIT P/N	WEIGHT
Q1L2B2P6M24AFA0	X.XXkg (XX.Xlb)

- NOTES:
- IDENTIFICATION: VERTICAL, MIXED (18) C13 LOCKING, (6) C19 LOCKING, NETWORK-ENABLED MONITORED WITH MONITORED AND SWITCHED PER OUTLET, 230/400V / 32A / THREE-PHASE WYE



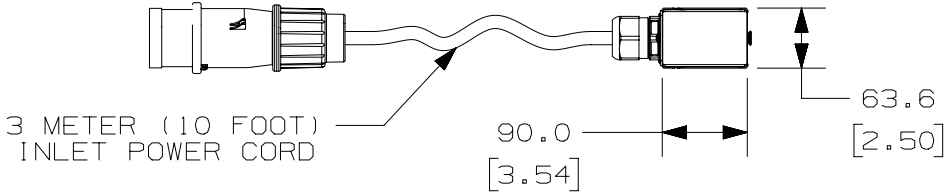
REAR VIEW



FRONT VIEW

PART NO. COLOR  
Q1L2B2P6M24AFA0 BLACK

- ACCESSORY COMPONENTS:  
(1) QUICK-START GUIDE
- PRIMARY DIMENSIONS ARE IN MILLIMETERS, SECONDARY DIMENSIONS IN [INCHES]
- PHASE (L1, L2, L3) LEVEL POWER (AMPS, VOLTS, kWh, kVA, POWER FACTOR, FREQUENCY) MONITORING. DATA CAN BE ACCESSED ON UNIT DISPLAY OR REMOTELY WHEN CONNECTED VIA ETHERNET CONNECTION
- OUTLET LEVEL POWER (AMPS, VOLTS, POWER FACTOR, FREQUENCY) MONITORING CAN BE ACCESSED REMOTELY VIA ETHERNET CONNECTION
- INDIVIDUAL RECEPTACLES CAN BE SWITCHED ON/OFF REMOTELY
- RoHS COMPLIANT
- VISIT OUR ON-LINE CATALOG AT WWW.PANDUIT.COM FOR A CURRENT LIST OF PRODUCTS APPLICABLE FOR USE WITH THIS PART
- MAXIMUM AVAILABLE INPUT POWER = 22.2 kW
- INSTALLATION SHALL COMPLY WITH ALL APPLICABLE NATIONAL, STATE, AND LOCAL CODES
- PRINTED WITH PHASE & CIRCUIT IDENTIFICATION



SIDE VIEW

PLUG  
32 AMP, 230/400V X 3~WYE  
4P/5W  
IEC 60309, SPLASHPROOF

EIGHTEEN (18)  
LOCKING RECEPTACLES  
10 AMP, 250V  
STRAIGHT BLADE  
IEC 60320/C13

SIX (6)  
LOCKING RECEPTACLES  
16 AMP, 250V  
STRAIGHT BLADE  
IEC 60320/C19

01A	2-5-15	MRWA	GLM	EDM	RELEASED TO PRODUCTION	12V091UM	
REV	DATE	BY	CHK	APR	DESCRIPTION	ECN	

WE ASK THAT YOU CHECK FULLY THE DIMENSIONS, NOTES, AND SIGN THE CLIENT SIGNATURE BOX.		SIGN	
THE JOB WILL NOT PROGRESS WITHOUT SIGNED APPROVAL. PLEASE DO NOT DELAY IN RETURNING PROOF AS IT WILL AFFECT DELIVERY.		DATE	
		PRINT	
TITLE SMARTZONE NETWORK-ENABLED MSP0 SERIES RACK PDU Q1L2B2P6M24AFA0 CUSTOMER DRAWING			
ITEM REVISION NAME 12V091UM_01.PRT			
DATASET FILE NAME 12V091UM_DC/01A.PRT			
UNLESS OTHERWISE SPECIFIED, DIMENSIONAL TOLERANCES ARE:		MATERIAL/COLOR:  N/A	
		DRAWING NUMBER: 12V091UM_DC	
DRAWN BY MRWA	DATE 2-5-15	CHK GLM	SCALE NTS
SHT 1 OF 1		SIZE B	